




ENERG




WHIRLPOOL

WPM 27W ADS BE (2)



A

49 kWh /  100



12,0 kg



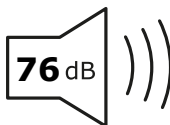
3:59



56 L



A**B**CDEFG



A**B**CD