



The following sample was submitted and identified on behalf of the client as:

TEST REPORT COMMISSION REGULATION (EU) No 66/2014 of 14 January 2014 implementing Directive 2009/125/EC of the European Parliament and of the Council with regard to ecodesign requirements for domestic ovens, hobs and range hoods COMMISSION DELEGATED REGULATION (EU) No 65/2014 of 1 October 2013 supplementing Directive 2010/30/EU of the European Parliament and of the Council with regard to the energy labelling of domestic ovens and range hoods	
Report Reference No. :	GZES190902422250
Tested by (name + signature)	Project Engineer/ Candy Chen <i>Candy Chen</i>
Approved by (+ signature)	Reviewer/ Sky Lin <i>Sky Lin</i>
Date of issue..... :	2025-03-03
Total number of pages	85 pages
Testing Laboratory :	SGS-CSTC Standards Technical Services Co., Ltd. Shunde Branch
Address	Building 1, European Industrial Park, No.1, Shunhe South Road, Wusha, Daliang, Shunde District, Foshan, Guangdong, China
Applicant's name	Guangdong Midea Kitchen Appliances Manufacturing Co.,Ltd
Address	No.6, Yong An Road, Beijiao, Shunde, Foshan, Guangdong, 528311, China
Test specification:	
Standard..... :	COMMISSION REGULATION (EU) No 66/2014, COMMISSION DELEGATED REGULATION (EU) No 65/2014 (See also EN 60350-1: 2016 +A1: 2021)
Test procedure..... :	STR: EU Directive 2009/125/EC
Non-standard test method	None
Test Report Form No.	66/201465/2014_02oven
Test Report Form(s) Originator..... :	SGS-CSTC
Master TRF..... :	2021-12-28
This test report is issued under SGS general terms of delivery (available on request and accessible at www.sgs.com). Attention is drawn to the limitations of liability, indemnification and jurisdictional issues defined therein. Unless otherwise stated: (a) the results shown in this document refer only to the sample(s) tested and (b) such sample(s) are retained for three months. This document cannot be reproduced except in full, without prior approval of SGS.	
Any unauthorized alteration, forgery or falsification of the content or appearance of this report is unlawful and offenders may be prosecuted to the fullest extent of the law.	



Test item description..... :	Built-in Oven
Trade Mark..... :	Midea
Manufacturer..... :	Same as applicant
Model/Type reference..... :	65L40M0-Ewxyz00, 65M40M1-Ewxyz00, 65M40M1-Ewxyz4A, 65M40M0-Ewxyz00, 65M40M0-Ewxyz4A, 65M40M0-Ewxyz4D, 65M40M0-Ewxyz4E, 65M40M4-Ewxyz4B, 65C40C1-Ewxyz00, 65C40C1-Ewxyz4A, 65M90M0-Ewxyz9H, 65M90D0-Ewxyz9A, 65M90D0-Ewxyz00, 65M90D0-Ewxyz9G, 65M90D0-Ewxyz9H, 65M90D0-Ewxyz9I, 65M90D0-Ewxyz9N, 65M90D0-Ewxyz9O, 65M80D0-Ewxyz00, 65M80D0-Ewxyz9A, 65M80D0-Ewxyz9B, 65M80M0-Ewxyz00, 65M80M1-Ewxyz00, 65M80M1-Ewxyz8A, 65M80M1-Ewxyz8C, 65M80M1-Ewxyz8F, 65M90M1-Ewxyz00, 65M90M1-Ewxyz9A, 65M90M1-Ewxyz9H, 65M90M3-Ewxyz00, 65C80C3-Ewxyz00, 65C90C3-Ewxyz00, 65M90D2-Ewxyz00, 65M80D2-Ewxyz00, 65M90D1-Ewxyz9E, N5M90M5-Ewxyz00, N5M80M5-Ewxyz00, 65L40M1-Ewxyz00, N5M90D2-Ewxyz9R, N5M90D2-Ewxyz9V, 65M40M0-E11BI00, 65M90M1-E11BI9H, 65M40M0-EwxyzT0, 65M40M0-EwxyzTA, 65M40M1-EwxyzT0, 65M40M1-EwxyzTA, 65M40M4-EwxyzTB, 65M40M1-EwxyzTF, 65M80M0-EwxyzT0, 65M80M1-EwxyzT0, 65M80M1-EwxyzTA, 65M80M1-EwxyzTC, 65M80M1-EwxyzTF, 65M80D0-EwxyzT0, 65M80D0-EwxyzTA, 65M80D0-EwxyzTB, 65M80D2-EwxyzT0, 65M90M0-EwxyzTD, 65M90M0-EwxyzTH, 65M90M1-EwxyzT0, 65M90M1-EwxyzTA, 65M90M1-EwxyzTD, 65M90M1-EwxyzTH, 65M90M2-EwxyzTH, 65M90M3-EwxyzT0, 65M90D0-EwxyzT0, 65M90D0-EwxyzTA, 65M90D0-EwxyzTD, 65M90D0-EwxyzTG, 65M90D0-EwxyzTH, 65M90D0-EwxyzTI, 65M90D0-EwxyzTN, 65M90D0-EwxyzTO, 65M90D1-EwxyzTE, 65M90D2-EwxyzT0, 65M90D2-EwxyzTA, 65M80E0-EwxyzT0, 65M90E0-EwxyzTI, 65M90E0-EwxyzTH, 65M90E0-EwxyzTC, 65M90E0-EwxyzT0, 65M90E0-EwxyzTG, 65M90E0-EwxyzTD, 65M90E0-EwxyzTB, 65M90E0-EwxyzTA, 65M90E0-EwxyzTB, 65M90E0-EwxyzTA, 65M90E1-EwxyzTC, 65M90E1-EwxyzT0, 65M90E1-EwxyzTI, 65M90E1-EwxyzTB, 65M90E1-EwxyzTA, 65M90E3-EwxyzTB, 65M90E3-EwxyzTI, 65M90E3-EwxyzTC, 65M90E3-EwxyzTA, 65M90E3-EwxyzT0, 65M90E4-EwxyzTA, 65M90E4-EwxyzTC, 65M90E4-EwxyzTB, 65M90E4-EwxyzT0, 65M90T0-EwxyzTN, 65M90T0-EwxyzTB, 65M90T0-EwxyzTC, 65M90T0-EwxyzTA, 65M90T0-EwxyzT0, 65M90T2-EwxyzTF, 65M90T3-EwxyzTF, 65M90M0-EwxyzTH, 65C80C1-E11B000, 65M80D2-E22A08C, 65M80M1-E13yz**, 65M80M1-E23yz**, 65M90M0-Ewxyz91, MBO65M40M0-BK, MBO65M40M0-X, 65M40M0 65C40C1-E11B04A +HF605AG2 MO 27011 GB, MO 37001 GB, MO 37058 X, MO58100RGB-B, MO69110GB, MO69110GBX, MO612105GB, MO612107GB, MO612102GB (see general information for details)
Ratings..... :	See marking plates
Factory..... :	Same as applicant

Summary of testing:

Tests performed (name of test and test clause):

COMMISSION REGULATION (EU) No 66/2014,
COMMISSION DELEGATED REGULATION (EU) No 65/2014
(See also EN 60350-1: 2016 +A1: 2021)

The tests were performed on model 65L40M0-E1xyz00,
65L40M0-E2xyz00, 65M40M1-E1xyz00 and 65M40M1-
E2xyz00 at position (conventional heating mode) with
power supply 230V/50Hz.

65M90M0-E1xyz9H, 65M90M0-E2xyz9H at position (fan
forced heating mode) with power supply 230V/50Hz.

65M90D0-E1xyz9A, 65M90D0-E2xyz9A, N5M90M5-
E1xyz9B, N5M90M5-E2xyz9B, 65M80D2-E22A08C at
position (conventional heating mode) and position (fan
forced heating mode) with power supply 230V/50Hz.

The tests were performed on model 65M90E0-E1100T0 and
65M90D0-E2100T0 at position (conventional heating
mode) and position (fan forced heating mode) with
power supply 230V/50Hz.

The tests were performed on model 65M90M0-EwxyzTH at
position (fan forced heating mode) with power supply
230V/50Hz.

The tests were performed on model 65M80M1-E11B000 with
new program (2023-08-24) at position (conventional
heating mode) and position (fan forced heating mode)
with power supply 230V/50Hz.

Testing location:

See page one

Copy of marking plates:

	COMPANY: Guangdong Midea Kitchen Appliances Manufacturing Co., Ltd ADDRESS: No.6 YongAn Road, Beijiao, Shunde, Foshan, Guangdong, China	MODEL: 65L40M1-E1xyz00 RATED VOLTAGE: 220-240V~ RATED FREQUENCY: 50/60z ELECTRIC POWER: 2.1kW	WARNING: This appliance shall be installed in accordance with the regulations in force and only used in a well ventilated space. Read the instructions before installing or using this appliance.	 S/NXXXXXXXXXXXX
	COMPANY: Guangdong Midea Kitchen Appliances Manufacturing Co., Ltd ADDRESS: No.6 YongAn Road, Beijiao, Shunde, Foshan, Guangdong, China	MODEL: 65L40M1-E2xyz00 RATED VOLTAGE: 220-240V~ RATED FREQUENCY: 50/60z ELECTRIC POWER: 2.1kW	WARNING: This appliance shall be installed in accordance with the regulations in force and only used in a well ventilated space. Read the instructions before installing or using this appliance.	 S/NXXXXXXXXXXXX
	COMPANY: Guangdong Midea Kitchen Appliances Manufacturing Co., Ltd ADDRESS: No.6 YongAn Road, Beijiao, Shunde, Foshan, Guangdong, China	MODEL: 65M40M1-E1xyz00 RATED VOLTAGE: 220-240V~ RATED FREQUENCY: 50/60z ELECTRIC POWER: 2.1kW	WARNING: This appliance shall be installed in accordance with the regulations in force and only used in a well ventilated space. Read the instructions before installing or using this appliance.	 S/NXXXXXXXXXXXX
	COMPANY: Guangdong Midea Kitchen Appliances Manufacturing Co., Ltd ADDRESS: No.6 YongAn Road, Beijiao, Shunde, Foshan, Guangdong, China	MODEL: 65M40M1-E2xyz00 RATED VOLTAGE: 220-240V~ RATED FREQUENCY: 50/60z ELECTRIC POWER: 2.1kW	WARNING: This appliance shall be installed in accordance with the regulations in force and only used in a well ventilated space. Read the instructions before installing or using this appliance.	 S/NXXXXXXXXXXXX
	COMPANY: Guangdong Midea Kitchen Appliances Manufacturing Co., Ltd ADDRESS: No.6 YongAn Road, Beijiao, Shunde, Foshan, Guangdong, China	MODEL: 65M90D0-E1xyz9A RATED VOLTAGE: 220-240V~ RATED FREQUENCY: 50/60z ELECTRIC POWER: 3.0kW	WARNING: This appliance shall be installed in accordance with the regulations in force and only used in a well ventilated space. Read the instructions before installing or using this appliance.	 S/NXXXXXXXXXXXX

	COMPANY: Guangdong Midea Kitchen Appliances Manufacturing Co., Ltd ADDRESS: No.6 YongAn Road, Beijiao, Shunde, Foshan, Guangdong, China	MODEL: 65M90D0-E2xyz9A RATED VOLTAGE: 220-240V~ RATED FREQUENCY: 50/60z ELECTRIC POWER: 3.0kW	WARNING: This appliance shall be installed in accordance with the regulations in force and only used in a well ventilated space. Read the instructions before installing or using this appliance.	 S/NXXXXXXXXXXXXXX
	COMPANY: Guangdong Midea Kitchen Appliances Manufacturing Co., Ltd ADDRESS: No.6 YongAn Road, Beijiao, Shunde, Foshan, Guangdong, China	MODEL: 65M90M0-E1xyz9H RATED VOLTAGE: 220-240V~ RATED FREQUENCY: 50/60z ELECTRIC POWER: 2.1kW	WARNING: This appliance shall be installed in accordance with the regulations in force and only used in a well ventilated space. Read the instructions before installing or using this appliance.	 S/NXXXXXXXXXXXXXX
	COMPANY: Guangdong Midea Kitchen Appliances Manufacturing Co., Ltd ADDRESS: No.6 YongAn Road, Beijiao, Shunde, Foshan, Guangdong, China	MODEL: 65M90M0-E2xyz9H RATED VOLTAGE: 220-240V~ RATED FREQUENCY: 50/60z ELECTRIC POWER: 2.1kW	WARNING: This appliance shall be installed in accordance with the regulations in force and only used in a well ventilated space. Read the instructions before installing or using this appliance.	 S/NXXXXXXXXXXXXXX
	COMPANY: Guangdong Midea Kitchen Appliances Manufacturing Co., Ltd ADDRESS: No.6 YongAn Road, Beijiao, Shunde, Foshan, Guangdong, China	MODEL: N5M90M0-E1xyz00 RATED VOLTAGE: 220-240V~ RATED FREQUENCY: 50/60z ELECTRIC POWER: 3.0kW	WARNING: This appliance shall be installed in accordance with the regulations in force and only used in a well ventilated space. Read the instructions before installing or using this appliance.	 S/NXXXXXXXXXXXXXX
	COMPANY: Guangdong Midea Kitchen Appliances Manufacturing Co., Ltd ADDRESS: No.6 YongAn Road, Beijiao, Shunde, Foshan, Guangdong, China	MODEL: N5M90M0-E2xyz00 RATED VOLTAGE: 220-240V~ RATED FREQUENCY: 50/60z ELECTRIC POWER: 3.0kW	WARNING: This appliance shall be installed in accordance with the regulations in force and only used in a well ventilated space. Read the instructions before installing or using this appliance.	 S/NXXXXXXXXXXXXXX
	Product Name: Built-in Oven Model: 65M90E0	RATED VOLTAGE: 220-240V- RATED FREQUENCY: 50Hz-60Hz ELECTRIC POWER: 3.0 kW	WARNING: This appliance shall be installed in accordance with the regulations in force and only used in a well ventilated space. Read the instructions before installing or using this appliance.	
MADE IN CHINA	COMPANY: Guangdong Midea Kitchen Appliances Manufacturing Co., Ltd ADDRESS: No.6 YongAn Road, Beijiao, Shunde, Foshan, Guangdong, China			
	Product Name: Built-in Oven Model: 65M90D0	RATED VOLTAGE: 220-240V- RATED FREQUENCY: 50Hz-60Hz ELECTRIC POWER: 3.0 kW	WARNING: This appliance shall be installed in accordance with the regulations in force and only used in a well ventilated space. Read the instructions before installing or using this appliance.	
MADE IN CHINA	COMPANY: Guangdong Midea Kitchen Appliances Manufacturing Co., Ltd ADDRESS: No.6 YongAn Road, Beijiao, Shunde, Foshan, Guangdong, China			
	Product Name: Built-in Oven Model: 65M90M0-E2100TH	RATED VOLTAGE: 220-240V- RATED FREQUENCY: 50Hz-60Hz ELECTRIC POWER: 2.1 kW	WARNING: This appliance shall be installed in accordance with the regulations in force and only used in a well ventilated space. Read the instructions before installing or using this appliance.	
MADE IN CHINA	COMPANY: Guangdong Midea Kitchen Appliances Manufacturing Co., Ltd ADDRESS: No.6 YongAn Road, Beijiao, Shunde, Foshan, Guangdong, China			
	Product Name: Built-in Oven Model: 65C80C1-E118000	RATED VOLTAGE: 220-240 V~ RATED FREQUENCY: 50Hz-60Hz ELECTRIC POWER: 3.0 kW	WARNING: This appliance shall be installed in accordance with the regulations in force and only used in a well ventilated space. Read the instructions before installing or using this appliance.	 MADE IN CHINA
MADE IN CHINA	COMPANY: Guangdong Midea Kitchen Appliances Manufacturing Co., Ltd ADDRESS: No.6 YongAn Road, Beijiao, Shunde, Foshan, Guangdong, China			
	Product Name: Built-in Oven Model: 65M80D2-E22A08C	RATED VOLTAGE: 220-240V- RATED FREQUENCY: 50Hz-60Hz ELECTRIC POWER: 3.0 kW	WARNING: This appliance shall be installed in accordance with the regulations in force and only used in a well ventilated space. Read the instructions before installing or using this appliance.	
MADE IN CHINA	COMPANY: Guangdong Midea Kitchen Appliances Manufacturing Co., Ltd ADDRESS: No.6 YongAn Road, Beijiao, Shunde, Foshan, Guangdong, China			

Remark:

1. The above marking plate is only a draft artwork to show the product ratings and model No.
2. The marking plates of other models are same as above except the model name.

Test item particulars:	
Classification of installation and use	Built-in oven
Supply Connection	Connected to fixed wiring
Possible test case verdicts:	
- test case does not apply to the test object.....	N/A
- test object does meet the requirement.....	P (Pass)
- test object does not meet the requirement	F (Fail)
Testing	
Date of receipt of test item	2018-09-27 (Other models) 2022-11-15 (65M90E0-E1100T0 and 65M90D0-E2100T0) 2023-04-06 (65M90D0-E120000: new display board (2023-04-19)) 2023-03-17 (65M90M0-EwxyzTH) 2023-06-05 (N5M90D2-Ewxyz9R: low power consumption test for new display board (2023-06-19)) 2023-07-10 (65M80M1-E11B000 with new program (2023-08-24)) 2023-10-16 (65C80C1-E11B000: low power consumption test) 2023-12-14 (65M80D2-E22A08C) 2024-07-22 (65C40C1-E11B04A +HF605AG2) 2024-12-02 (65M90D0-E2100T0 and 65M90D2-Ewxyz00)
Date (s) of performance of tests	2018-09-27 to 2018-10-28 (Other models) 2022-11-15 to 2022-12-16 (65M90E0-E1100T0 and 65M90D0-E2100T0) 2023-04-06 to 2023-04-13 (65M90D0-E120000: new display board (2023-04-19)) 2023-03-17 to 2023-03-30 (65M90M0-EwxyzTH) 2023-06-05 to 2023-06-09 (N5M90D2-Ewxyz9R: low power consumption test for new display board (2023-06-19)) 2023-07-10 to 2023-07-12 (65M80M1-E11B000 with new program (2023-08-24)) 2023-10-16 to 2023-10-18 (65C80C1-E11B000: low power consumption test) 2023-12-14 to 2023-12-21 (65M80D2-E22A08C) 2024-07-22 to 2024-07-23 (65C40C1-E11B04A +HF605AG2) 2024-12-02 to 2024-12-05 (65M90D0-E2100T0 and 65M90D2-Ewxyz00)

General remarks:

The test results presented in this report relate only to the object tested.
 This report shall not be reproduced, except in full, without the written approval of the Issuing testing laboratory.

"(see Enclosure #)" refers to additional information appended to the report.

"(see appended table)" refers to a table appended to the report.

Throughout this report a comma is used as the decimal separator.

This document is issued by the Company subject to its General Conditions of Service, available on request or accessible at <http://www.sgs.com/en/Terms-and-Conditions.aspx> and, for electronic format documents, subject to Terms and Conditions for Electronic Documents at <http://www.sgs.com/en/Terms-and-Conditions/Terms-e-Document.aspx>. Attention is drawn to the limitation of liability, indemnification and jurisdiction issues defined therein.



Any holder of this document is advised that information contained hereon reflects the Company's findings at the time of its intervention only and within the limits of Client's instructions, if any. The Company's sole responsibility is to its Client and this document does not exonerate parties to a transaction from exercising all their rights and obligations under the transaction documents. This document cannot be reproduced except in full, without prior written approval of the Company. Any unauthorized alteration, forgery or falsification of the content or appearance of this document is unlawful and offenders may be prosecuted to the fullest extent of the law.

Unless otherwise stated the results shown in this test report refer only to the sample(s) tested and such sample(s) are retained for 30 days only.



General product information:

Electric oven is for household and indoor use only.


65M90D0-Ewxyz9A, 65M90D0-Ewxyz00, 65M90D0-Ewxyz9G, 65M90D0-Ewxyz9N, 65M90D0-Ewxyz9I, 65M90D0-Ewxyz9O, 65M80D0-Ewxyz00, 65M80D0-Ewxyz9A, 65M80D0-Ewxyz9B, 65M80M0-Ewxyz00, 65M80M1-Ewxyz00, 65M80M1-Ewxyz8A, 65M80M1-Ewxyz8C, 65M80M1-Ewxyz8F, 65M80M1-Ewxyz8F, 65M90M1-Ewxyz00, 65M90M1-Ewxyz9A, 65M90M1-Ewxyz9H, 65M90M3-Ewxyz00, 65C80C3-Ewxyz00, 65C90C3-Ewxyz00, 65M90D2-Ewxyz00 and 65M80D2-Ewxyz00 with fan-forced

heating mode  and conventional heating mode  are the same except the appearance of control panel.


N5M90D2-Ewxyz9V, N5M90M5-Ewxyz00, N5M80M5-Ewxyz00 and N5M90D2-Ewxyz9R with fan-forced

heating mode  and conventional heating mode  are the same except the appearance of control panel.

65M40M1-Ewxyz00, 65M40M1-Ewxyz4A, 65M40M0-Ewxyz00, 65M40M0-Ewxyz4A, 65M40M0-Ewxyz4D, 65M40M0-Ewxyz4E, 65C40C1-Ewxyz00 and 65C40C1-Ewxyz4A with conventional

heating mode  are the same except the appearance of control panel.

65L40M0-Ewxyz00 and 65L40M1-Ewxyz00 with conventional heating mode are the same except the appearance of control panel.

65M90D0-Ewxyz9H, 65M90M0-Ewxyz9H and 65M90M1-Ewxyz9H with fan-forced heating mode  are the same except the appearance of control panel.

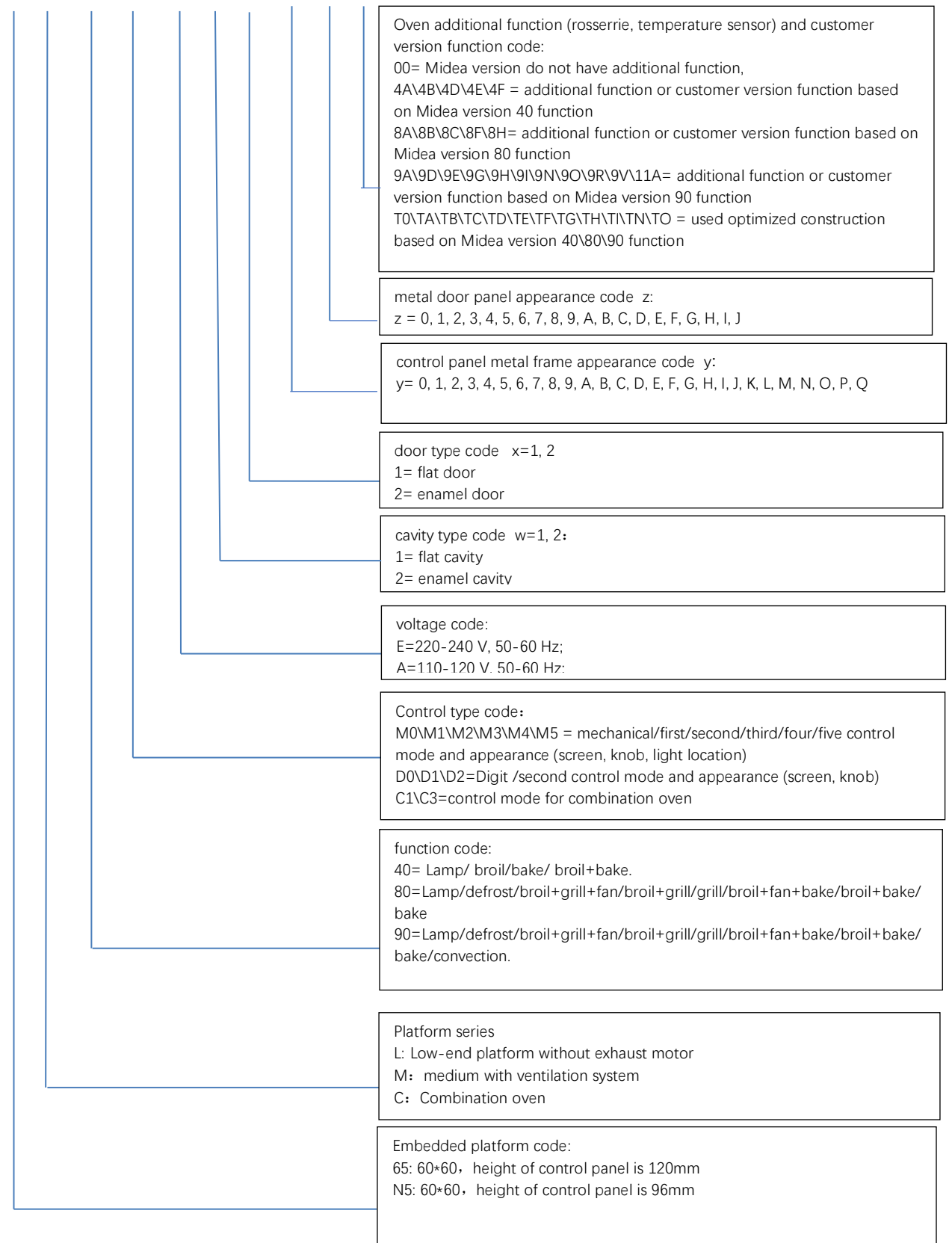
65M40M0-E11B000 is same as 65M40M0-E11BI00 except the appearance of the oven door.

65M90M1-E11B000 is same as 65M90M1-E11BI9H except the appearance of the oven door.



























So they can share test result of above two functions only at the same cavity type and other functions are not considered.

The model letter / number can be replaced by others. The meaning of each letter / number as following:

65 M 90 M1 - E 2 1 B 9 9A



















































The details of different positions as below table:



Model	Item	Symbol	Power (W)	Function	Max power (W)
65L40M0-Ewxyz00 65L40M1-Ewxyz00	1		25	Lamp	2100
	2		975	Broil + lamp	
	3		1125	Bake + lamp	
	4		2100	Broil + bake + lamp	
	5		2050	Broil + bake	
65M40M0-Ewxyz00 65M40M1-Ewxyz00 65C40C1-Ewxyz00 65M40M0-EwxyzT0 65M40M1-EwxyzT0	1		25	Lamp	2100
	2		988	Broil + lamp + cooling fan motor	
	3		1138	Bake + lamp + cooling fan motor	
	4		2100	Broil + bake + lamp + cooling fan motor	
	5		2063	Broil + bake + cooling fan	
65M40M0-Ewxy4A 65M40M1-Ewxy4A 65C40C1-Ewxyz4A	1		25	Lamp	3000
	2		988	Broil + lamp + cooling fan motor	
	3		1138	Bake + lamp + cooling fan motor	
	4		2088	Broil + bake + lamp + cooling fan motor	
	5		2038	Grill + lamp + cooling fan motor	
	6		3000	Broil + grill + lamp + cooling fan motor	
	7		2063	Broil + bake + cooling fan	
65M40M0-Ewxyz4D	1		25	Lamp	2100
	2		988	Grill + lamp + cooling fan motor	
	3		1138	Bake + lamp + cooling fan motor	
	4		2100	Grill + bake + lamp + cooling fan motor	
	5		2063	Broil + bake + cooling fan	
65M40M0-Ewxyz4E	1		25	Lamp	2700
	2		988	Broil + lamp + cooling fan motor	
	3		1138	Bake + lamp + cooling fan motor	
	4		2088	Broil + bake + lamp + cooling fan motor	

	5		1738	Grill + lamp + cooling fan motor	
	6		2700	Broil + grill + lamp + cooling fan motor	
	7		2063	Broil + bake + cooling fan	
65M40M4-Ewxyz4B 65M40M4-EwxyzTB	1		2038	Grill + lamp + cooling fan motor	3150
	2		1138	Bake + lamp + cooling fan motor	
	3		3150	Grill +bake + lamp + cooling fan motor	
	4		3125	Grill +bake + cooling fan	
65M80D0-Ewxyz00 65M80M0-Ewxyz00 65M80M1-Ewxyz00 65M80D2-Ewxyz00 65C80C3-Ewxyz00 65M80D2-Ewxyz00 N5M80M5-Ewxyz00	1		25	Lamp	3000
	2		1138	Bake + lamp + cooling fan motor	
	3		2088	Broil + bake + lamp + cooling fan motor	
	4		2038	Grill + lamp + cooling fan motor	
	5		2988	Broil + grill + lamp + cooling fan motor	
	6		44	Defrost + lamp	
	7		3000	Broil + grill + lamp + Hot Air motor+ cooling fan motor	
	8		2107	Broil + bake + lamp + Hot Air motor+ cooling fan motor	
	9		2082	Broil+bake + Hot Air motor+ cooling fan motor	
65M80D0-Ewxyz8A 65M80M1-Ewxyz8A 65M80D0-Ewxyz8B	1		25	Lamp	3000
	2		1138	Bake + lamp + cooling fan motor	
	3		2088	Broil + bake + lamp + cooling fan motor	
	4		2042	Grill + lamp + rosserrie + cooling fan motor work	
	5		2992	Broil + grill + rosserrie + lamp + cooling fan motor work	
	6		44	Defrost + lamp work	
	7		3000	Broil + grill + rosserrie + lamp + Hot Air motor + cooling fan motor	
	8		2107	Broil + bake + lamp + Hot Air motor+ cooling fan motor	
	9		2082	Broil + bake + Hot Air motor+ cooling fan motor	
65M80M1-Ewxyz8C 65M80M1-Ewxyz8F	1		25	Lamp	2700
	2		1138	Bake + lamp + cooling fan motor	
	3		2088	Broil + bake + lamp + cooling fan motor	
	4		1738	Grill + lamp + cooling fan motor	

	5		2688	Broil + grill + lamp + cooling fan motor	
	6		44	Defrost + lamp	
	7		2700	Broil + grill + lamp + Hot Air motor + cooling fan motor	
	8		2107	Broil + bake + lamp + Hot Air motor + cooling fan motor	
	9		2082	Broil + bake + Hot Air motor + cooling fan motor	
65M90M1-Ewxyz00 65M90M3-Ewxyz00 65M90D0-Ewxyz00 65M90D2-Ewxyz00 65M90D0-Ewxyz9G 65M90D0-Ewxyz9O 65C90C3- Ewxyz00 N5M90M5-Ewxyz00	1		25	Lamp work	3000
	2		1138	Bake + lamp + cooling fan motor work	
	3		2088	Broil + bake + lamp + cooling fan motor work	
	4		2038	Grill + lamp + cooling fan motor work	
	5		2988	Broil + grill + lamp + cooling fan motor work	
	6		44	Defrost + lamp work	
	7		3000	Broil + grill + lamp + Hot Air motor + cooling fan motor work	
	8		2107	Broil + bake + lamp + Hot Air motor + cooling fan motor work	
	9		2057	Convection + lamp + Hot Air motor + cooling fan motor work	
	10		2082	Broil+bake + Hot Air motor+ cooling fan motor	
65M90D1-Ewxyz9E	1		988	Broil + lamp + cooling fan motor work	3140
	2		1138	Bake + lamp + cooling fan motor work	
	3		2100	Broil + bake + lamp + cooling fan motor work	
	4		2038	Grill + lamp + cooling fan motor work	
	5		3140	Grill + bake + lamp + cooling fan motor work	
	6		44	Defrost + lamp work	
	7		2057	Grill + lamp + Hot Air motor + cooling fan motor work	
	8		1157	Bake + lamp + Hot Air motor + cooling fan motor work	
	9		2057	Convection + lamp + Hot Air motor + cooling fan motor work	
	10		2082	Broil+bake + Hot Air motor+ cooling fan motor	
65M90D0-Ewxyz9N	1		25	Lamp work	2700
	2		1138	Bake + lamp + cooling fan motor work	
	3		2088	Broil + bake + lamp + cooling fan motor work	
	4		1738	Grill + lamp + cooling fan motor work	

	5		2688	Broil + grill + lamp + cooling fan motor work	
	6		44	Defrost + lamp work	
	7		2700	Broil + grill + lamp + Hot Air motor + cooling fan motor work	
	8		2107	Broil + bake + lamp + Hot Air motor + cooling fan motor work	
	9		2057	Convection + lamp + Hot Air motor + cooling fan motor work	
	10		2082	Broil + bake + Hot Air motor + cooling fan motor	
65M90D0-Ewxyz9I	1		25	Lamp work	2700
	2		1138	Bake + lamp + cooling fan motor work	
	3		2088	Broil + bake + lamp + cooling fan motor work	
	4		1738	Grill + lamp + cooling fan motor work	
	5		2688	Broil + grill + lamp + cooling fan motor work	
	6		44	Defrost + lamp work	
	7		2700	Broil + grill + lamp + Hot Air motor + cooling fan motor work	
	8		2107	Broil + bake + lamp + Hot Air motor + cooling fan motor work	
	9		2057	Convection + lamp + Hot Air motor + cooling fan motor work	
	10		2082	Broil + bake + Hot Air motor + cooling fan motor	
65M90M0-Ewxyz9H 65M90M1-Ewxyz9H 65M90D0-Ewxyz9H	1		25	Lamp work	2100
	2		2038	Grill + lamp + cooling fan motor work	
	3		44	Defrost + lamp work	
	4		2100	Grill + lamp + Hot Air motor + cooling fan motor work	
	5		2057	Convection + lamp + Hot Air motor + cooling fan motor work	
	6		2022	Convection + Hot Air motor + cooling fan motor work	
65M90M1-Ewxyz9A 65M90D0-Ewxyz9A	1		25	Lamp work	3000
	2		1138	Bake + lamp + cooling fan motor work	
	3		2088	Broil + bake + lamp + cooling fan motor work	
	4		2042	Grill + lamp + rosetterie + cooling fan motor work	
	5		2992	Broil + grill + rosetterie + lamp + cooling fan motor work	

	6		44	Defrost + lamp work	
	7		3000	Broil + grill + rosetterrie + lamp + Hot Air motor+ cooling fan motor work	
	8		2107	Broil +bake + lamp + Hot Air motor+ cooling fan motor work	
	9		2057	Convection + lamp + Hot Air motor+ cooling fan motor work	
	10		2082	Broil + bake + Hot Air motor+ cooling fan motor	
65M90D1-Ewxyz9E	1		988	Broil + lamp + cooling fan motor work	3140
	2		1138	Bake + lamp + cooling fan motor work	
	3		2100	Broil + bake + lamp + cooling fan motor work	
	4		2038	Grill + lamp + cooling fan motor work	
	5		3140	Grill + bake + lamp + cooling fan motor work	
	6		44	Defrost + lamp work	
	7		2057	Grill + lamp + Hot Air motor + cooling fan motor work	
	8		1157	Bake + lamp + Hot Air motor+ cooling fan motor work	
	9		2057	Convection + lamp + Hot Air motor+ cooling fan motor work	
	10		2082	Broil + bake + Hot Air motor + cooling fan motor	
N5M90D2-Ewxyz9R N5M90D2-Ewxyz9V	1		25	The lamp work	2707
	2		44	Bottom heating and circulation motor work	
	3		2057	The turbo heating element, lamp, circulation motor, cooling motor work	
	4		1757	The grill heating element, lamp, circulation motor, cooling motor work	
	5		2707	The top heating element, grill heating element, lamp, circulation motor, cooling motor work	
	6		1713	The grill heating element, lamp, cooling motor	

	7		2673	The top heating element, grill heating element, lamp, cooling motor	
	8		2022	The turbo heating element, circulation motor, cooling motor work	

Amendment-1:

The original test report Ref. No. GZES190702058331, dated 2019-07-18 was modified on 2019-09-23 to add new models 65M40M0-E11BI00 and 65M90M1-E11BI9H.

Amendment-2:

The original test report ref. no. GZES190902422231, dated 2019-09-23 was modified on 2020-11-23 to update the issue date.

Amendment-3:

This test report issued to replace test report GZES190902422232. The test report GZES190902422232 was withdrawn.

Amendment-4:

The original test report ref. no. GZES190902422233, dated 2020-12-11 was modified on 2022-02-25 to update the issue date.

Amendment-5:

The original test report ref. no. GZES190902422234, dated 2022-02-25 was modified on 2022-07-05 to add new models: 65M40M0-EwxyzT0, 65M40M0-EwxyzTA, 65M40M1-EwxyzT0, 65M40M1-EwxyzTA, 65M40M4-EwxyzTB.

New model A is same as original model B except for rear housing, top housing, handle installation method, rear insulation cotton support. New models A have same rear housing, top housing, handle installation method, rear insulation cotton support.

New model A	Original model B
65M40M0-EwxyzT0	65M40M0-Ewxyz00
65M40M0-EwxyzTA	65M40M0-Ewxyz4A
65M40M1-EwxyzT0	65M40M1-Ewxyz00
65M40M1-EwxyzTA	65M40M1-Ewxyz4A
65M40M4-EwxyzTB	65M40M4-Ewxyz4B

After view, there is no additional test needed.

Amendment-6:

The original test report ref. no. GZES190902422235, dated 2022-07-05 was modified on 2022-12-22 to add below new models:

Mechanical control:

65M40M1-EwxyzTF, 65M80M0-EwxyzT0, 65M80M1-EwxyzT0, 65M80M1-EwxyzTA, 65M80M1-EwxyzTC, 65M80M1-EwxyzTF, 65M80D0-EwxyzT0, 65M80D0-EwxyzTA, 65M80D0-EwxyzTB, 65M80D2-EwxyzT0, 65M90M0-EwxyzTD, 65M90M0-EwxyzTH, 65M90M1-EwxyzT0, 65M90M1-EwxyzTA, 65M90M1-EwxyzTD, 65M90M1-EwxyzTH, 65M90M2-EwxyzTH, 65M90M3-EwxyzT0, 65M90D0-EwxyzT0, 65M90D0-EwxyzTA, 65M90D0-EwxyzTD, 65M90D0-EwxyzTG, 65M90D0-EwxyzTH, 65M90D0-EwxyzTI, 65M90D0-EwxyzTN, 65M90D0-EwxyzTO, 65M90D1-EwxyzTE, 65M90D2-EwxyzT0, 65M90D2-EwxyzTA
(w=1, 2; x=1, 2; y=0, 1, 2, 3, 4, 5, 6, 7, 8, 9, A, B, C, D, E, F, G, H, I, J, K, L, N; z=0, 1, 2, 3, 4, 5, 6, 7, 8, 9, A, B, C, D, E, F, G),

Electronical control:

65M80E0-EwxyzT0, 65M90E0-EwxyzTI, 65M90E0-EwxyzTH, 65M90E0-EwxyzTC, 65M90E0-EwxyzT0, 65M90E0-EwxyzTG, 65M90E0-EwxyzTD, 65M90E0-EwxyzTB, 65M90E0-EwxyzTA, 65M90E0-EwxyzTB, 65M90E0-EwxyzTA, 65M90E1-EwxyzTC, 65M90E1-EwxyzT0, 65M90E1-EwxyzTI, 65M90E1-EwxyzTB, 65M90E1-EwxyzTA, 65M90E3-EwxyzTB, 65M90E3-EwxyzTI, 65M90E3-EwxyzTC, 65M90E3-EwxyzTA, 65M90E3-EwxyzT0, 65M90E4-EwxyzTA, 65M90E4-EwxyzTC, 65M90E4-EwxyzTB, 65M90E4-EwxyzT0, 65M90T0-EwxyzTN, 65M90T0-EwxyzTB, 65M90T0-EwxyzTC, 65M90T0-EwxyzTA, 65M90T0-EwxyzT0, 65M90T2-EwxyzTF, 65M90T3-EwxyzTF
(w=1, 2; x=1, 2; y=0, 1, 2, 3, 4, 5, 6, 7, 8, 9, A, B, C, D, E, F, G, H, I, J, K, L, N; z=0, 1, 2, 3, 4, 5, 6, 7, 8, 9, A, B, C, D, E, F, G),

Above models are the same except the quantity of functions.

65M90E0-E1100T0 and 65M90D0-E2100T0 were subjected with full tests.

Amendment-7:

The original test report Ref. No. GZES190902422236, dated 2022-12-22 was modified on 2023-04-19 to add new display board (2023-04-19) for 65M90D0 series.

Model 65M90D0-E120000 was subjected with low power consumption test.

Amendment-8:

The original test report Ref. No. GZES190902422237, dated 2023-04-19 was modified on 2023-05-16 to add new model 65M90M0-EwxyzTH.

65M90M0-EwxyzTH was subjected with full tests.

Amendment-9:

The original test report Ref. No. GZES190902422238, dated 2023-05-16 was modified on 2023-06-19 to include the following change:

-Add metal door panel appearance code: J and control panel metal frame appearance code: Q for all models.

-Add new display board (2023-06-19) and new power board (2023-06-19) for N5M90D2-Ewxyz9R and N5M90D2-Ewxyz9V.

New power board (2023-06-19) is same as original power board except the PCB layout.

Model N5M90D2-Ewxyz9R was subjected with low power consumption test.

Amendment-10:

The original test report Ref. No. GZES190902422239, dated 2023-06-19 was modified on 2023-08-24 to update the program for models 65M80M1-E1xyz8A,65M80M1-E1xyz8C,65M80M1-E1xyz8F, 65M80M1-E1xyz00, 65M80M1-E1xyzTA,65M80M1-E1xyzTC,65M80M1-E1xyzTF, 65M80M1-E1xyzT0.

65M80M1-E1xyz8A based on 65M80D0-E1xyz00 add a rotary motor and the timer is electronic.

65M80M1-E1xyz8C, 65M80M1-E1xyz8F based on 65M80D0-E1xyz00 reduce the rating power of grill heating element to 1700 W.

Model A	Model B
65M40M0-E1xyzT0	65M40M0-E1xyz00
65M40M0-E1xyzTA	65M40M0-E1xyz4A
65M40M1-E1xyzT0	65M40M1-E1xyz00
65M40M1-E1xyzTA	65M40M1-E1xyz4A

Model A is same as model B except the model name.

After view, 65M80M1-E11B000 was subjected with full tests with new program (2023-08-24).

Amendment-11:

The original test report Ref. No. GZES190902422240, dated 2023-08-24 was modified on 2023-11-01 to add new model 65C80C1-E11B000.

The oven unit of 65C80C1-E11B000 and 65C80C3-E11B000 are the same except the control panel and whether with hob unit or not.

65C80C1-E11B000 with hob unit and 65C80C3-E11B000 without hob unit.

Model 65C80C1-E11B000 was subjected with low power consumption test.

Amendment-12:

The original test report Ref. No. GZES190902422241, dated 2023-11-01 was modified on 2023-12-29 to add new model 65M80D2-E22A08C.

65M80D2-E22A08C was subjected with full tests.

Amendment-13:

The original test report Ref. No. GZES190902422242, dated 2023-12-29 was modified on 2024-01-29 to update the program for model 65M90D0-E1xyz9A.

The new program of 65M90D0-E1xyz9A is same as new program (2023-08-24) of 65M80M1-E11B000.

With new program (2023-08-24), 65M90D0-E1xyz9A is same as 65M80M1-E11B000 except control plane and the quantity of functions.

After view, there is no additional test needed.

Amendment-14:

The original test report Ref. No. GZES190902422243, dated 2024-01-29 was modified on 2024-08-23 to add new models 65M80M1-E13yz** and 65M80M1-E23yz**.

y= 0, 1, 2, 3, 4, 5, 6, 7, 8, 9, A, B, C, D, E, F, G, H, I, J, K, L, M, N, O, P, Q (control panel metal frame appearance code)

z = 0, 1, 2, 3, 4, 5, 6, 7, 8, 9, A, B, C, D, E, F, G, H, I, J (metal door panel appearance code)

**=00, 8A, 8C, 8F, T0, TA, TC, TF (Oven additional function (rosserrie, temperature sensor) and customer version function code)

65M80M1-E13yz** is same as 65M80M1-E11B000 except the way of open the door.

65M80M1-E13yz**: side pull door.

65M80M1-E11B000: pull down to open the door.

65M80M1-E23yz** is same as 65M90D0-E2100T0 except the way of open the door.

65M80M1-E23yz**: side pull door.

65M90D0-E2100T0: pull down to open the door.

After view, the test data of 65M80M1-E13yz** can be shared with the testing model 65M80M1-E11B000.

The test data of 65M80M1-E23yz** can be shared with the testing model 65M90D0-E2100T0.

There is no additional test needed.

Amendment-15:

The original test report Ref. No. GZES190902422244, dated 2024-08-23 was modified on 2024-09-04 to add new models 65M90M0-Ewxyz91 (w=1, 2; x=1, 2; y=0, 1, 2, 3, 4, 5, 6, 7, 8, 9, A, B, C, D, E, F, G, H, I, J, K, L, N, O, P, Q; z=0, 1, 2, 3, 4, 5, 6, 7, 8, 9, A, B, C, D, E, F, G, H, I, J).

65M90M0-Ewxyz91 is same as 65M90M1-Ewxyz00 except delete timer and convection function.

The energy consumption test data of 65M90M0-E1xyz91 can be shared with the testing model 65M90D0-E1xyz9A.

The energy consumption test data of 65M90M0-E2xyz91 can be shared with the testing model 65M90D0-E2xyz9A.

After view, there is no additional test needed.

Amendment-16:

The original test report ref. no. GZES190902422245, dated 2024-09-04 was modified on 2024-09-20 to add new models MBO65M40M0-BK, MBO65M40M0-X and 65M40M0.

MBO65M40M0-BK is same as 65M40M0-E21004A except model name.

65M40M0-E21004A is same as 65M40M1-E2xyz00 except control plane and the quantity of functions.

MBO65M40M0-X and 65M40M0 are same as 65M40M0-E11B0TA except model name.

65M40M0-E11B0TA is same as 65M40M1-E1xyz00 except control plane and the quantity of functions.

After view, the test data of MBO65M40M0-BK can be shared with the testing model 65M40M1-E2xyz00.

The test data of MBO65M40M0-X and 65M40M0 can be shared with the testing model 65M40M1-E1xyz00.

There is no additional test needed.

Amendment-17:

The original test report Ref. No. GZES190902422246, dated 2024-09-20 was modified on 2024-12-07 to include the following change:

--Add new models 65C40C1-E11B04A +HF605AG2

--Update the program for models 65M80D0-E2xyz00 and 65M80D0-E1xyz00.

--Add the below table of declared value.

--Retest low power consumption test for models 65M90D0-E2100T0 and 65M90D2-Ewxyz00

65M80D0-E2xyz00 is same as 65M80D2-E22A08C except control plane and the quantity of functions.

65M80D0-E1xyz00 is same as 65M80M1-E11B000 except control plane and the quantity of functions.

The test data of 65M80D0-E2xyz00 can be shared with the testing model 65M80D2-E22A08C.

The test data of 65M80D0-E1xyz00 can be shared with the testing model 65M80M1-E11B000.

65C40C1-E11B04A +HF605AG2 is combined by hob unit and oven unit. The hob unit and oven unit can be operated simultaneously or separately.

The oven unit of 65C40C1-E11B04A +HF605AG2 is same as 65C40C1-E11B04A except control panel.

After view, the test data can be shared with the testing model 65M40M1-E1xyz00.

TRF No. 66/201465/2014_02 oven

65C40C1-E11B04A +HF605AG2 combined by hob unit and oven unit was subjected with low power consumption test.
 65M90D0-E2100T0 and 65M90D2-Ewxyz00 were retested for low power consumption testing.

Amendment-18:

The original test report Ref. No. GZES190902422247, dated 2024-12-07 was modified on 2024-12-18 to include the following change:

- Add new models MO 27011 GB, MO 37001 GB, MO 37058 X, MO58100RGB-B, MO69110GB, MO69110GBX, MO612105GB, MO612107GB, MO612102GB.
- Update the program of 65M80D2-E11yz00
- Update the declared value in the below table (see **table 2**).

All the new models are the same as the accordingly original models except for the differences listed in the **table 1** below.

The cavity size and testing function of 65M80D2-E11yz00 are same as 65M80M1-E11B000, so the test data of 65M80M1-E11B000 can be share with 65M80D2-E11yz00.

After reviewed, there is no additional test needed.

Table 1:

Original model	New model	Difference
65M40M1-E21118H	MO 27011 GB	Model name The color of appearance The handle and knob switch of product
65M80M1-E210000	MO 37001 GB	
65M80M1-E215800	MO 37058 X	
65M90M3-E110000	MO58100RGB-B	
65M90D2-E111111B	MO69110GB	
65M90D2-E113411B	MO69110GBX	
65M90D2-E110011B	MO612105GB	
65M90D2-E110011B	MO612107GB	
65M90D2-E111311B	MO612102GB	

Table 2:

Factory model	Declared data					
	Energy Efficiency Class	Volume(L)	EC(KWh/cycle)	EEl	standby mode	Off mode
65M80M1-E2xyz00	A	65	conventional mode:0.99 fan-forced mode:0.77	93.9	NA	0.3W
65M80M1-E1xyz00	A	70	conventional mode:0.99 fan-forced mode:0.79	94.0	NA	0.3W
65M80M1-E2xyz8A	A	65	conventional mode:0.99 fan-forced mode:0.77	93.9	NA	0.3W
65M80M1-E1xyz8A	A	70	conventional mode:0.99 fan-forced mode:0.79	94.0	NA	0.3W
65M80M1-E2xyz8C	A	65	conventional mode:0.99 fan-forced mode:0.77	93.9	NA	0.3W
65M80M1-E1xyz8C	A	70	conventional mode:0.99 fan-forced mode:0.79	94.0	NA	0.3W
65M80M1-E2xyz8F	A	65	conventional mode:0.99 fan-forced mode:0.77	93.9	NA	0.3W
65M80M1-E1xyz8F	A	70	conventional mode:0.99 fan-forced mode:0.79	94.0	NA	0.3W
65M80M1-E1xyz00	A+	70	conventional mode:0.99 fan-forced mode:0.68	81.0	NA	0.3W
65L40M0-E2xyz00	A	70	conventional mode:0.79 fan-forced mode:--	94.0	NA	0.3W
65L40M0-E1xyz00	A	75	conventional mode:0.81 fan-forced mode:--	93.1	NA	0.3W
65M90M1-E2xyz9H	A	65	conventional mode:-- fan-forced mode:0.77	93.9	NA	0.3W
65M90M1-E1xyz9H	A	70	conventional mode:-- fan-forced mode:0.79	94.0	NA	0.3W
65M90M1-E2xyz00	A	65	conventional mode:0.99 fan-forced mode:0.77	93.9	NA	0.3W
65M90M1-E1xyz00	A	70	conventional mode:0.99 fan-forced mode:0.79	94.0	NA	0.3W
65M90M1-E2xyzT0	A	65	conventional mode:0.99 fan-forced mode:0.77	93.9	NA	0.3W
65M90M1-E1xyzT0	A	70	conventional mode:0.99 fan-forced mode:0.79	94.0	NA	0.3W
65M90M1-E2xyz9A	A	65	conventional mode:0.99 fan-forced mode:0.77	93.9	NA	0.3W
65M90M1-E1xyz9A	A	70	conventional mode:0.99 fan-forced mode:0.79	94.0	NA	0.3W
65M40M1-E2xyz00	A	70	conventional mode:0.79 fan-forced mode:--	94.0	NA	0.3W
65M40M1-E1xyz00	A	75	conventional mode:0.81 fan-forced mode:--	93.1	NA	0.3W
65M40M1-E2xyzT0	A	70	conventional mode:0.79 fan-forced mode:--	94.0	NA	0.3W
65M40M1-E1xyzT0	A	75	conventional mode:0.81 fan-forced mode:--	93.1	NA	0.3W
65M40M1-E2xyzTA	A	70	conventional mode:0.79 fan-forced mode:--	94.0	NA	0.3W
65M40M1-E1xyzTA	A	75	conventional mode:0.81 fan-forced mode:--	93.1	NA	0.3W

65M40M1-E2xyz4A	A	70	conventional mode:0.79 fan-forced mode:--	94.0	NA	0.3W
65M40M1-E1xyz4A	A	75	conventional mode:0.81 fan-forced mode:--	93.1	NA	0.3W
65M90M0-E2xyz9H	A	65	conventional mode:-- fan-forced mode:0.77	93.9	NA	0.3W
65M90M0-E1xyz9H	A	70	conventional mode:-- fan-forced mode:0.79	94.0	NA	0.3W
65M90M0-E2xyzTH	A	65	conventional mode:-- fan-forced mode:0.77	93.9	NA	0.3W
65M90M0-E1xyzTH	A	70	conventional mode:-- fan-forced mode:0.79	94.0	NA	0.3W
65M90M3-E2xyz00	A	65	conventional mode:0.99 fan-forced mode:0.77	93.9	NA	0.3W
65M90M3-E1xyz00	A	70	conventional mode:0.99 fan-forced mode:0.79	94.0	NA	0.3W
65M40M0-E2xyz00	A	70	conventional mode:0.79 fan-forced mode:--	94.0	NA	0.3W
65M40M0-E1xyz00	A	75	conventional mode:0.81 fan-forced mode:--	93.1	NA	0.3W
65M40M0-E2xyzT0	A	70	conventional mode:0.79 fan-forced mode:--	94.0	NA	0.3W
65M40M0-E1xyzT0	A	75	conventional mode:0.81 fan-forced mode:--	93.1	NA	0.3W
65M40M0-E2xyzTA	A	70	conventional mode:0.79 fan-forced mode:--	94.0	NA	0.3W
65M40M0-E1xyzTA	A	75	conventional mode:0.81 fan-forced mode:--	93.1	NA	0.3W
65M40M0-E2xyz4A	A	70	conventional mode:0.79 fan-forced mode:--	94.0	NA	0.3W
65M40M0-E1xyz4A	A	75	conventional mode:0.81 fan-forced mode:--	93.1	NA	0.3W
N5M90M5-E2xyz00	A	65	conventional mode:0.99 fan-forced mode:0.77	93.9	NA	0.3W
N5M90M5-E1xyz00	A	70	conventional mode:0.99 fan-forced mode:0.79	94.0	NA	0.3W
65C90C3-E1xyz00	A	70	conventional mode:0.99 fan-forced mode:0.79	94.0	0.8W	NA
65C90C3-E2xyz00	A	65	conventional mode:0.99 fan-forced mode:0.77	93.9	0.8W	NA
65C40C1-E1xyz00	A	75	conventional mode:0.81 fan-forced mode:--	93.1	NA	0.3W
65C80C1-E1xyz00	A	70	conventional mode:0.99 fan-forced mode:0.79	94.0	NA	0.3W
65C80C1-E2xyz00	A	65	conventional mode:0.99 fan-forced mode:0.77	93.9	NA	0.3W
65M90D0-E2xyz00	A	65	conventional mode:0.99 fan-forced mode:0.77	93.9	0.8W	NA
65M90D0-E1xyz00	A	70	conventional mode:0.99 fan-forced mode:0.79	94.0	0.8W	NA
65M90D0-E2xyz9A	A	65	conventional mode:0.99 fan-forced mode:0.77	93.9	0.8W	NA
65M90D0-E1xyz9A	A	70	conventional mode:0.99 fan-forced mode:0.79	94.0	0.8W	NA

65M90D0-E2xyz9G	A	65	conventional mode:0.99 fan-forced mode:0.77	93.9	0.8W	NA
65M90D0-E1xyz9G	A	70	conventional mode:0.99 fan-forced mode:0.79	94.0	0.8W	NA
65M90D0-E2xyz9H	A	65	conventional mode:-- fan-forced mode:0.77	93.9	0.8W	NA
65M90D0-E1xyz9H	A	70	conventional mode:-- fan-forced mode:0.79	94.0	0.8W	NA
65M90D0-E2xyz9I	A	65	conventional mode:0.99 fan-forced mode:0.77	93.9	0.8W	NA
65M90D0-E1xyz9I	A	70	conventional mode:0.99 fan-forced mode:0.79	94.0	0.8W	NA
65M90D0-E2xyz9N	A	65	conventional mode:0.99 fan-forced mode:0.77	93.9	0.8W	NA
65M90D0-E1xyz9N	A	70	conventional mode:0.99 fan-forced mode:0.79	94.0	0.8W	NA
65M90D0-E1xyz9A	A+	70	conventional mode:0.99 fan-forced mode:0.68	81.0	0.8W	NA
65M80D2-E2xyz00	A	65	conventional mode:0.99 fan-forced mode:0.77	93.9	0.8W	NA
65M80D2-E1xyz00	A	70	conventional mode:0.99 fan-forced mode:0.79	94.0	0.8W	NA
65M80D2-E2xyz00	A+	65	conventional mode:0.99 fan-forced mode:0.67	81.7	0.8W	NA
65M80D2-E2xyz8C	A+	65	conventional mode:0.99 fan-forced mode:0.67	81.7	0.8W	NA
65M90D2-E2xyz00	A	65	conventional mode:0.99 fan-forced mode:0.77	93.9	0.8W	NA
65M90D2-E1xyz00	A	70	conventional mode:0.99 fan-forced mode:0.79	94.0	0.8W	NA
N5M90D2-E2xyz9R	A	65	conventional mode:0.99 fan-forced mode:0.77	93.9	0.8W	NA
N5M90D2-E1xyz9R	A	70	conventional mode:1.09 fan-forced mode:0.79	94.0	0.8W	NA
N5M90D2-E2xyz9V	A	65	conventional mode:0.99 fan-forced mode:0.77	93.9	0.8W	NA
N5M90D2-E1xyz9V	A	70	conventional mode:1.09 fan-forced mode:0.79	94.0	0.8W	NA
65M80D0-E1xyz00	A	70	conventional mode:0.99 fan-forced mode:0.79	94.0	0.8W	NA
65M80D0-E2xyz00	A	65	conventional mode:0.99 fan-forced mode:0.77	93.9	0.8W	NA
65M80D0-E1xyz00	A+	70	conventional mode:0.99 fan-forced mode:0.68	81.0	0.8W	NA
65M80D0-E2xyz00	A+	65	conventional mode:0.99 fan-forced mode:0.67	81.7	0.8W	NA
65M80D0-E2xyz8A	A	65	conventional mode:0.99 fan-forced mode:0.77	93.9	0.8W	NA
65M80D0-E1xyz8A	A	70	conventional mode:0.99 fan-forced mode:0.79	94.0	0.8W	NA
65M80D0-E2xyz8B	A	65	conventional mode:0.99 fan-forced mode:0.77	93.9	0.8W	NA
65M80D0-E1xyz8B	A	70	conventional mode:0.99 fan-forced mode:0.79	94.0	0.8W	NA

Amendment-18:

The original test report Ref. No. GZES190902422248, dated 2024-12-18 was modified on 2025-01-08 to add the remark about the time that the power management function switch product automatically into the low power consumption mode.

After reviewed, there is no additional test needed.

Amendment-19:

The original test report Ref. No. GZES190902422249, dated 2025-01-08 was modified on 2025-03-03 to correct the low power consumption test data for 65M90D0, 65M90M0 and N5M90D2.

After reviewed, there is no additional test needed.

COMMISSION REGULATION (EU) No 66/2014			
Cl.	Requirement-Test	Result-Remark	Verdict
ANNEX I	Ecodesign requirements		—
1	ENERGY EFFICIENCY, AIR FLOW AND ILLUMINATION REQUIREMENTS		P
1.1.	For domestic ovens Cavities of domestic ovens (including when incorporated in cookers) shall comply with maximum Energy Efficiency Index limits as indicated in Table 1.		P
	<i>Table 1</i> Energy Efficiency Index limits for cavities of domestic ovens (EEl_{cavity})	See appended table	—
	From 1 year after the entry into force: EEl _{cavity} < 146	All models	P
	From 2 years after the entry into force: EEl _{cavity} < 121	All models	P
	From 5 years after the entry into force: EEl _{cavity} < 96	All models	P
	From 5 years after entry into force, for multi-cavity ovens (including when incorporated in cookers), at least one cavity shall comply with the maximum Energy Efficiency Index as indicated in Table 1 as applicable from 5 years after entry into force whereas the other cavities shall comply with the maximum Energy Efficiency Index as indicated in Table 1 as applicable from 2 years after entry into force.		N/A
1.2.	For domestic hobs		N/A
1.3.	For domestic range hoods		N/A
2.	PRODUCT INFORMATION REQUIREMENTS From 1 year after entry into force, the following product information shall be provided in the technical documentation of the product, the booklet of instructions and on the free access websites of manufacturers of domestic ovens, hobs and range hoods, their authorised representatives, or importers:		Not check
	(a) short title or reference to the measurement and calculation methods used to establish compliance with the above requirements;		P
	(b) information relevant to users in order to reduce total environmental impact (e.g. energy use) of the cooking process.		Not check
	From 1 year after entry into force, the technical documentation and a part for professionals of the free access websites of manufacturers, their authorised representatives, or importers shall contain information relevant for non-destructive disassembly for maintenance purposes and information relevant for dismantling, in particular in relation to the motor, if applicable, and any batteries, recycling, recovery and disposal at end-of-life.		Not check
2.1.	For domestic ovens		

COMMISSION REGULATION (EU) No 66/2014			
Cl.	Requirement-Test	Result-Remark	Verdict
	<i>Table 4</i> Information for domestic ovens	See appended table	P
2.2.	For domestic hobs		N/A
2.3.	For domestic range hoods		N/A
ANNEX II	Measurements and calculations		—
	For the purposes of compliance and verification of compliance with the requirements of this Regulation, measurements and calculations shall be made using a reliable, accurate and reproducible method that take into account the generally recognised state-of-the-art measurement and calculation methods, including harmonised standards the reference numbers of which have been published for the purpose in the <i>Official Journal of the European Union</i> . They shall meet the technical definitions, conditions, equations and parameters set out in this Annex.	EN 60350-1: 2016 +A1: 2021	P
1.	DOMESTIC OVENS The energy consumption of a cavity of a domestic oven shall be measured for one standardised cycle, in a conventional mode and in a fan-forced mode, if available, by heating a standardised load soaked with water. It shall be verified that the temperature inside the oven cavity reaches the temperature setting of the thermostat and/or the oven control display within the duration of the test cycle. The energy consumption per cycle corresponding to the best performing mode (conventional mode or fan-forced mode) shall be used in the following calculations.		P
	For each cavity of a domestic oven, the Energy Efficiency Index (EEl_{cavity}) shall be calculated according to the following formulas: for domestic electric ovens:		P
	$EEl_{cavity} = (EC_{electric\ cavity} / SEC_{electric\ cavity}) \times 100$ $SEC_{electric\ cavity} = 0,0042 \times V + 0,55$ (in kWh)		P
	for domestic gas ovens:		N/A
	$EEl_{cavity} = (EC_{gas\ cavity} / SEC_{gas\ cavity}) \times 100$ $SEC_{gas\ cavity} = 0,0044 \times V + 3,53$ (in kWh)		N/A
	Where: — EEl_{cavity} = Energy Efficiency Index for each cavity of a domestic oven, rounded to the first decimal place, — $SEC_{electric\ cavity}$ = Standard Energy Consumption (electricity) required to heat a standardised load in a cavity of a domestic electric heated oven during a cycle, expressed in kWh, rounded to the second decimal place, — $SEC_{gas\ cavity}$ = Standard Energy Consumption required to heat a standardised load in a cavity of a domestic gas- fired oven during a cycle, expressed in MJ, rounded to the second decimal place,		P

COMMISSION REGULATION (EU) No 66/2014			
Cl.	Requirement-Test	Result-Remark	Verdict
	<p>— V = Volume of the cavity of the domestic oven in litres (L), rounded to the nearest integer,</p> <p>— $EC_{electric\ cavity}$ = Energy Consumption required to heat a standardised load in a cavity of a domestic electric heated oven during a cycle, expressed in kWh, rounded to the second decimal place,</p> <p>— $EC_{gas\ cavity}$ = Energy Consumption required to heat a standardised load in a gas-fired cavity of a domestic oven during a cycle, expressed in MJ, rounded to the second decimal place.</p>		P
2.	DOMESTIC HOBS		N/A
2.1.	<p>Domestic electric hobs</p> <p>The energy consumption of a domestic electric hob ($EC_{electric\ hob}$) is measured in Wh per kg of water heated in a normalised measurement (Wh/kg) considering all cookware pieces under standardised test conditions and rounded to the first decimal place.</p>		N/A
2.2.	Domestic gas hobs		N/A
2.3.	Domestic mixed electric/gas hobs		N/A
3.	DOMESTIC RANGE HOODS		N/A

COMMISSION REGULATION (EU) 2023/826 Ecodesign Requirements for Off Mode, Standby Mode, and Networked Standby Energy Consumption of Electrical and Electronic Household and Office Equipment	
Product information	
Networked equipment:	No
Availability of Standby mode:	Yes (details models see below tables)
With remote control or by internal sensor for reactive:	No
Availability of off mode:	Yes (details models see below tables)
Availability of display function in standby-mode:	Yes
Main function:	Cook
Power management function	
Availability of power management:	Yes: For electronical control
	No: For mechanical control
Unless inappropriate for the intended use, equipment shall provide a power management function. When equipment is not providing a main function, and another energy-related product is not dependent on its functions, the power management function shall switch equipment, after the shortest possible period appropriate for the intended use of the equipment, automatically into either of the following conditions:	<input checked="" type="checkbox"/> standby mode <input checked="" type="checkbox"/> off mode <input type="checkbox"/> other low power mode
The period referred to in point (1) shall not exceed 20 minutes:	Yes (Not exceed 20 minutes)
If claim of inappropriate for the intended use, the manufacture shall provide the additional technical justification.	
Networked equipment	
Possibility of deactivating wireless network connections:	N/A
Availability of power management:	N/A
Table 1	Test parameters for measurements
The measurement method used:	EN 50564: 2011
Test ambient temperature (°C):	24,1 °C
Test voltage in V and frequency in Hz:	230 V~, 50 Hz
Total harmonic distortion (THD) of the electricity supply system:	0,83 %
Power consumption was determined by:	Average reading method
Description of how the appliance mode was selected or programmed:	Off mode/ standby mode
Sequence of events to reach the mode where the equipment automatically changes modes:	Select the function without operation. Waiting the appliance go into off mode/ standby mode and allowed to stabilize for at least 30 min before starting the measurement.
Other notes regarding the operation of the equipment:	One hour after stabilize
Set-up and circuits used for electrical testing:	

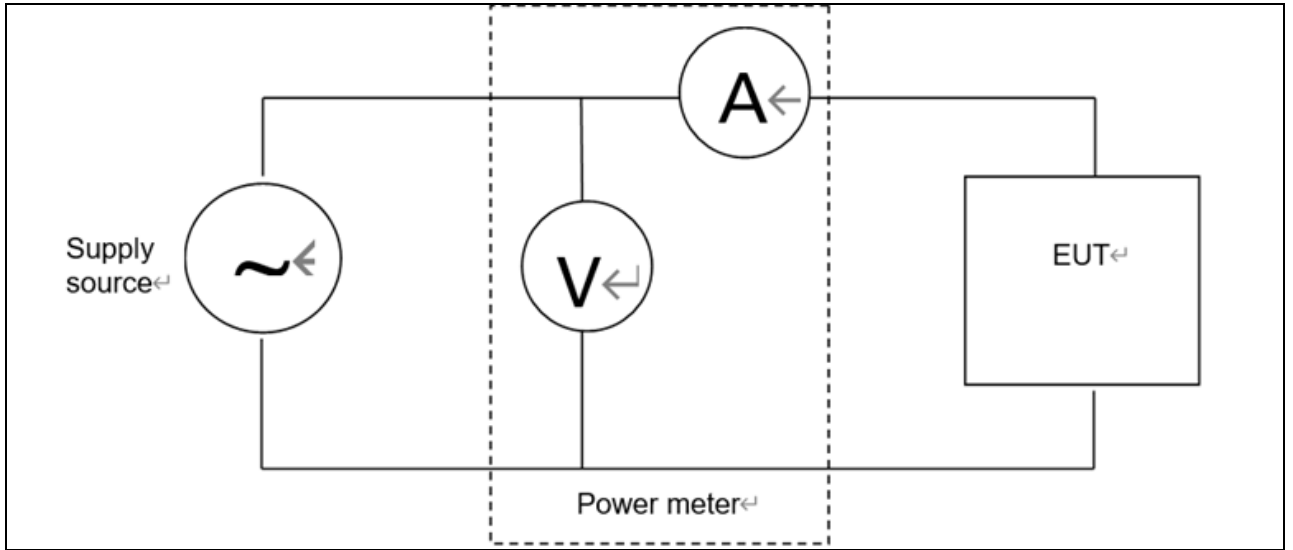


Table 2	Test result for equipment other than networked equipment or network equipment without network connection		P	
Operating mode(s)	Measured (W)		Limit (W)	
			<input checked="" type="checkbox"/> Stage 1	<input checked="" type="checkbox"/> Stage 2
Power consumption of off-mode:				
Any condition which does not exceed the applicable power consumption requirements for off mode when the equipment is connected to the mains power source:	65M40M0 series: 0 W 65M40M4 series: 0 W 65M40M1 series: 0 W 65C40C1 series: 0 W 65M80M0 series: 0 W 65M80M1 series: 0 W 65M90M1 series: 0 W 65M90M3 series: 0 W N5M80M5 series: 0 W 65M90M0-EwxyzTH: 0 W 65C80C1-E11B000: 0 W 65M90E0-E1100T0: 0,24W 65M90M0 series: 0 W		0,50	0,30
	Oven: 65C40C1-E11B04A: 0 W	Hob: HF605AG2: 0 W		
Power consumption of standby modes:				
Any condition providing only a reactivation function, or providing only a reactivation function and a mere indication of enabled reactivation function:	No remote switch and control		0,50	
Any condition providing only information or status display, or providing only a combination of reactivation function and information or status display:	65M90D0-E120000 for new display board (2023-04-19): 0,31W N5M90D2-Ewxyz9R for new display board (2023-06-19): 0,33W 65M80D2-E22A08C: 0,41W 65M90D2 series: 0,38W 65M90D0-E2100T0: 0,46W 65M90D0 series: 0,42W N5M90D2 series: 0,45W		0,80	
Accuracy of power measuring instrument	0,01W Current of a 2-A input element from direct input at the 5mA to 200mA range: 0,05% of reading + 0,05% of range			

Table 3	Test result for networked equipment with network connection		N/A
Power consumption in networked standby mode(s)	Measured (W)	Limit (W)	
		<input type="checkbox"/> Stage 1	<input type="checkbox"/> Stage 2
Networked standby (HiNA equipment or equipment with HiNA functionality):	N/A	8,00	7,00
Networked standby (other than HiNA equipment or equipment with HiNA functionality):	N/A	2,00	

Remark:	<p>Ecodesign requirements <input checked="" type="checkbox"/> Stage 1 (after 2025.05.09) / <input checked="" type="checkbox"/> Stage 2 (after 2027.05.09) of Annex III of COMMISSION REGULATION (EU) 2023/826</p> <p>As declared by manufacturer, for the design purpose, the independent lamp selectable function is considered as the essential part of main function. This illumination function will relate to the electric and hygiene safety, maintenance mode, special cooking request. For these intend use, it inappropriate to set the time to automatically into off mode.</p>
----------------	---

1. Test the standby power consumption of oven.

1.1 Connect L, N and GND to the power grid for testing without connecting the cooktop.



1.2 Install the back panel.
1.3 Normal test oven standby power consumption.



2. Test the power consumption of cooktop.

2.1 Connect the oven and cooktop according to the wiring diagram.
 2.2 Disassemble the back panel, and pull out the L and N terminals of the wiring strip without sheath (wiring of the oven) as shown in the figure (insulated and fixed with electrical tape to prevent electric shock).



2.3 Install the back panel, and connect L, N and GND to the power grid.
 2.4 Test the standby power consumption of the cooktop normally.



Remark: Technical requirements: electrician skills are required, such as electrical laboratory tester.





Table 3 Information for domestic ovens				P
	Symbol	Measured value		Unit
Model identification		65L40M0-E1xyz00	65L40M0-E2xyz00	
Type of oven		Electric oven	Electric oven	
Mass of the appliance	M	27,0	25,0	kg
Number of cavities		1	1	
Energy consumption (electricity) required to heat a standardised load in a cavity of an electric heated oven during a cycle in conventional mode per cavity (electric final energy)	EC _{electric cavity}	0,70 (at position )	0,64 (at position )	kWh/cycle
Heat source per cavity (electricity or gas)		Electricity	Electricity	
Volume per cavity	V	75	71	L
Energy consumption required to heat a standardised load in a cavity of an electric heated oven during a cycle in fan-forced mode per cavity (electric final energy)	EC _{electric cavity}	N/A	N/A	kWh/cycle
Energy consumption required to heat a standardised load in a gas-fired cavity of an oven during a cycle in conventional mode per cavity (gas final energy)	EC _{gas cavity}	N/A	N/A	MJ/cycle kWh/cycle
Energy consumption required to heat a standardised load in a gas-fired cavity of an oven during a cycle in fan-forced mode per cavity (gas final energy)	EC _{gas cavity}	N/A	N/A	MJ/cycle kWh/cycle
Energy Efficiency Index per cavity	EEl _{cavity}	Conventional (at position ): 81,4	Conventional (at position ): 75,4	—





Table 4 Information for domestic ovens				P
	Symbol	Measured value		Unit
Model identification		65M40M1-E1xyz00	65M40M1-E2xyz00	
Type of oven		Electric oven	Electric oven	
Mass of the appliance	M	32,5	30,4	kg
Number of cavities		1	1	
Energy consumption (electricity) required to heat a standardised load in a cavity of an electric heated oven during a cycle in conventional mode per cavity (electric final energy)	EC _{electric cavity}	0,72 (at position )	0,72 (at position )	kWh/cycle
Heat source per cavity (electricity or gas)		Electricity	Electricity	
Volume per cavity	V	75	71	L
Energy consumption required to heat a standardised load in a cavity of an electric heated oven during a cycle in fan-forced mode per cavity (electric final energy)	EC _{electric cavity}	N/A	N/A	kWh/cycle
Energy consumption required to heat a standardised load in a gas-fired cavity of an oven during a cycle in conventional mode per cavity (gas final energy)	EC _{gas cavity}	N/A	N/A	MJ/cycle kWh/cycle
Energy consumption required to heat a standardised load in a gas-fired cavity of an oven during a cycle in fan-forced mode per cavity (gas final energy)	EC _{gas cavity}	N/A	N/A	MJ/cycle kWh/cycle
Energy Efficiency Index per cavity	EEl _{cavity}	Conventional (at position ): 83,3	Conventional (at position ): 85,4	—









Table 4 Information for domestic ovens				P
	Symbol	Measured value		Unit
Model identification		65M90D0-E1xyz9A	65M90D0-E2xyz9A	
Type of oven		Electric oven	Electric oven	
Mass of the appliance	M	33,5	31,2	kg
Number of cavities		1	1	
Energy consumption (electricity) required to heat a standardised load in a cavity of an electric heated oven during a cycle in conventional mode per cavity (electric final energy)	EC _{electric cavity}	0,95 (at position )	0,91 (at position )	kWh/cycle
Heat source per cavity (electricity or gas)		Electricity	Electricity	
Volume per cavity	V	70	66	L
Energy consumption required to heat a standardised load in a cavity of an electric heated oven during a cycle in fan-forced mode per cavity (electric final energy)	EC _{electric cavity}	0,71 (at position )	0,76 (at position )	kWh/cycle
Energy consumption required to heat a standardised load in a gas-fired cavity of an oven during a cycle in conventional mode per cavity (gas final energy)	EC _{gas cavity}	N/A	N/A	MJ/cycle kWh/cycle
Energy consumption required to heat a standardised load in a gas-fired cavity of an oven during a cycle in fan-forced mode per cavity (gas final energy)	EC _{gas cavity}	N/A	N/A	MJ/cycle kWh/cycle
Energy Efficiency Index per cavity	EEl _{cavity}	Conventional (at position ): 112,7 Fan-forced (at position ): 84,6	Conventional (at position ): 100,2 Fan-forced (at position ): 92,0	—





Table 4 Information for domestic ovens				P
	Symbol	Measured value		Unit
Model identification		65M90M0-E1xyz9H	65M90M0-E2xyz9H	
Type of oven		Electric oven	Electric oven	
Mass of the appliance	M	31,0	29,5	kg
Number of cavities		1	1	
Energy consumption (electricity) required to heat a standardised load in a cavity of an electric heated oven during a cycle in conventional mode per cavity (electric final energy)	EC _{electric cavity}	N/A	N/A	kWh/cycle
Heat source per cavity (electricity or gas)		Electricity	Electricity	
Volume per cavity	V	70	66	L
Energy consumption required to heat a standardised load in a cavity of an electric heated oven during a cycle in fan-forced mode per cavity (electric final energy)	EC _{electric cavity}	0,75 (at position )	0,76 (at position )	kWh/cycle
Energy consumption required to heat a standardised load in a gas-fired cavity of an oven during a cycle in conventional mode per cavity (gas final energy)	EC _{gas cavity}	N/A	N/A	MJ/cycle kWh/cycle
Energy consumption required to heat a standardised load in a gas-fired cavity of an oven during a cycle in fan-forced mode per cavity (gas final energy)	EC _{gas cavity}	N/A	N/A	MJ/cycle kWh/cycle
Energy Efficiency Index per cavity	EEl _{cavity}	Fan-forced (at position ): 89,1	Fan-forced (at position ): 91,8	—









Table 4 Information for domestic ovens				P
	Symbol	Measured value		Unit
Model identification		N5M90M5-E1xyz9B	N5M90M5-E2xyz9B	
Type of oven		Electric oven	Electric oven	
Mass of the appliance	M	33,7	31,2	kg
Number of cavities		1	1	
Energy consumption (electricity) required to heat a standardised load in a cavity of an electric heated oven during a cycle in conventional mode per cavity (electric final energy)	EC _{electric cavity}	1,05 (at position )	0,94 (at position )	kWh/cycle
Heat source per cavity (electricity or gas)		Electricity	Electricity	
Volume per cavity	V	70	66	L
Energy consumption required to heat a standardised load in a cavity of an electric heated oven during a cycle in fan-forced mode per cavity (electric final energy)	EC _{electric cavity}	0,70 (at position )	0,67 (at position )	kWh/cycle
Energy consumption required to heat a standardised load in a gas-fired cavity of an oven during a cycle in conventional mode per cavity (gas final energy)	EC _{gas cavity}	N/A	N/A	MJ/cycle kWh/cycle
Energy consumption required to heat a standardised load in a gas-fired cavity of an oven during a cycle in fan-forced mode per cavity (gas final energy)	EC _{gas cavity}	N/A	N/A	MJ/cycle kWh/cycle
Energy Efficiency Index per cavity	EEl _{cavity}	Conventional (at position ): 124,8 Fan-forced (at position ): 82,6	Conventional (at position ): 113,8 Fan-forced (at position ): 81,3	—









Table 4 Information for domestic ovens				P
	Symbol	Measured value		Unit
Model identification		65M90E0-E1100T0	65M90D0-E2100T0	
Type of oven		Electric oven	Electric oven	
Mass of the appliance	M	30,0	29,1	kg
Number of cavities		1	1	
Energy consumption (electricity) required to heat a standardised load in a cavity of an electric heated oven during a cycle in conventional mode per cavity (electric final energy)	EC _{electric cavity}	0,86 (at position )	0,82 (at position )	kWh/cycle
Heat source per cavity (electricity or gas)		Electricity	Electricity	
Volume per cavity	V	63	66	L
Energy consumption required to heat a standardised load in a cavity of an electric heated oven during a cycle in fan-forced mode per cavity (electric final energy)	EC _{electric cavity}	0,72 (at position )	0,71 (at position )	kWh/cycle
Energy consumption required to heat a standardised load in a gas-fired cavity of an oven during a cycle in conventional mode per cavity (gas final energy)	EC _{gas cavity}	N/A	N/A	MJ/cycle kWh/cycle
Energy consumption required to heat a standardised load in a gas-fired cavity of an oven during a cycle in fan-forced mode per cavity (gas final energy)	EC _{gas cavity}	N/A	N/A	MJ/cycle kWh/cycle
Energy Efficiency Index per cavity	EEl _{cavity}	Conventional (at position ): 106,2 Fan-forced (at position ): 88,9	Conventional (at position ): 98,8 Fan-forced (at position ): 85,5	—



Table 4 Information for domestic ovens			P
	Symbol	Measured value	Unit
Model identification		65M90M0-EwxyzTH	
Type of oven		Electric oven	
Mass of the appliance	M	26	kg
Number of cavities		1	
Energy consumption (electricity) required to heat a standardised load in a cavity of an electric heated oven during a cycle in conventional mode per cavity (electric final energy)	EC _{electric cavity}	N/A	kWh/cycle
Heat source per cavity (electricity or gas)		Electricity	
Volume per cavity	V	66	L
Energy consumption required to heat a standardised load in a cavity of an electric heated oven during a cycle in fan-forced mode per cavity (electric final energy)	EC _{electric cavity}	0,77 (at position )	kWh/cycle
Energy consumption required to heat a standardised load in a gas-fired cavity of an oven during a cycle in conventional mode per cavity (gas final energy)	EC _{gas cavity}	N/A	MJ/cycle kWh/cycle
Energy consumption required to heat a standardised load in a gas-fired cavity of an oven during a cycle in fan-forced mode per cavity (gas final energy)	EC _{gas cavity}	N/A	MJ/cycle kWh/cycle
Energy Efficiency Index per cavity	EEl _{cavity}	Fan-forced (at position ): 92,8	—









Table 4 Information for domestic ovens			
	Symbol	Measured value	
Model identification		65M80M1-E11B00 (new program (2023-08-24))	
Type of oven		Electric oven	
Mass of the appliance	M	33,5	kg
Number of cavities		1	
Energy consumption (electricity) required to heat a standardised load in a cavity of an electric heated oven during a cycle in conventional mode per cavity (electric final energy)	EC _{electric cavity}	0,88 (at position )	kWh/cycle
Heat source per cavity (electricity or gas)		Electricity	
Volume per cavity	V	70	L
Energy consumption required to heat a standardised load in a cavity of an electric heated oven during a cycle in fan-forced mode per cavity (electric final energy)	EC _{electric cavity}	0,61 (at position )	kWh/cycle
Energy consumption required to heat a standardised load in a gas-fired cavity of an oven during a cycle in conventional mode per cavity (gas final energy)	EC _{gas cavity}	N/A	MJ/cycle kWh/cycle
Energy consumption required to heat a standardised load in a gas-fired cavity of an oven during a cycle in fan-forced mode per cavity (gas final energy)	EC _{gas cavity}	N/A	MJ/cycle kWh/cycle
Energy Efficiency Index per cavity	EEl _{cavity}	Conventional (at position ): 104,8 Fan-forced (at position ): 72,6	—

Table 4 Information for domestic ovens			
	Symbol	Measured value	
Model identification		65M80D2-E22A08C	
Type of oven		Electric oven	
Mass of the appliance	M	28,8	kg
Number of cavities		1	
Energy consumption (electricity) required to heat a standardised load in a cavity of an electric heated oven during a cycle in conventional mode per cavity (electric final energy)	EC _{electric cavity}	0,90 (at position )	kWh/cycle
Heat source per cavity (electricity or gas)		Electricity	
Volume per cavity	V	65	L
Energy consumption required to heat a standardised load in a cavity of an electric heated oven during a cycle in fan-forced mode per cavity (electric final energy)	EC _{electric cavity}	0,62 (at position )	kWh/cycle
Energy consumption required to heat a standardised load in a gas-fired cavity of an oven during a cycle in conventional mode per cavity (gas final energy)	EC _{gas cavity}	N/A	
Energy consumption required to heat a standardised load in a gas-fired cavity of an oven during a cycle in fan-forced mode per cavity (gas final energy)	EC _{gas cavity}	N/A	
Energy Efficiency Index per cavity	EEl _{cavity}	Conventional (at position ): 109,8 Fan-forced (at position ): 75,6	—

Tested data according to EN 60350-1: 2016 +A1: 2021																	
Model No.: 65M90E0-E1xyz9B										Test voltage: 230 V							
Heating mode: Conventional heating "ic" (position ECO)													Nominal temperature rise: 180 K				
Preheating 180 K		With load															
		Bricks							Measured		Room	Oven temperature					
Energy (Wh)	Time (min)	No.	Dry weight m_d (g)	Wet weight m_w (g)	Absorbed Water Δm (g)	End cooking weight (g)	Weight loss (info.) (g)	Start temp. (°C)		Ek (kWh)	Tk (min)	Average ambient temp. (°C)	Nominal value ΔT^{ic} (K)	Real value (°C)	Real value ΔT^{ic} (K)	Setting T_{ks}^{ic} (°C)	Temp. difference $\Delta T_{k,setting}^{ic}$ (K)
--	--	1	974,6	2014,4	1039,8	1859,8	154,6	4,2	4,1	0,70	62,0	24,3	140±10	164,4	140,1	165	0,6
--	--	2	969,2	2010,6	1041,4	1865,5	145,1	3,9	4,2	0,68	56,0	24,4	180±10	200,6	176,2	205	4,4
--	--	3	969,8	2002,4	1032,6	1892,0	110,4	3,6	3,8	0,73	59,0	23,5	220±10	241,3	217,8	245	3,7
Results at $\Delta T_0=180$ K					S* ΔT_0+B			Slope S		Intercept B			Standard deviation			$\Delta T_{setting}^{ic} \leq 20K$	
Energy(linear regression) (kWh)					0,70			0,0004		0,6309			0,0320			2,9	
Time(linear regression) (min)					58,93			-0,0358		65,3767			4,3412				
Tested data according to EN 60350-1: 2016 +A1: 2021																	
Model No.: 65L40M0-E2xyz00										Test voltage: 230 V							
Heating mode: Conventional heating "ic" (position ECO)													Nominal temperature rise: 180 K				
Preheating 180 K		With load															
		Bricks							Measured		Room	Oven temperature					
Energy (Wh)	Time (min)	No.	Dry weight m_d (g)	Wet weight m_w (g)	Absorbed Water Δm (g)	End cooking weight (g)	Weight loss (info.) (g)	Start temp. (°C)		Ek (kWh)	Tk (min)	Average ambient temp. (°C)	Nominal value ΔT^{ic} (K)	Real value (°C)	Real value ΔT^{ic} (K)	Setting T_{ks}^{ic} (°C)	Temp. difference $\Delta T_{k,setting}^{ic}$ (K)
--	--	1	968,0	2009,8	1041,8	1897,0	112,8	5,7	5,5	0,61	57,0	24,7	140±10	159,4	134,7	165	5,6
--	--	2	954,8	2007,2	1052,4	1866,2	141,0	5,3	5,4	0,65	55,0	24,3	180±10	199,5	175,2	205	5,5
--	--	3	969,2	1991,8	1022,6	1860,6	131,2	3,9	3,1	0,65	55,0	24,0	220±10	236,0	212,0	245	9,0
Results at $\Delta T_0=180$ K					S* ΔT_0+B			Slope S		Intercept B			Standard deviation			$\Delta T_{setting}^{ic} \leq 20K$	
Energy(linear regression) (kWh)					0,64			0,0005		0,5453			0,0180			5,0	
Time(linear regression) (min)					55,51			-0,0263		60,2361			0,9014				

Tested data according to EN 60350-1: 2016 +A1: 2021																	
Model No.: 65M40M1-E1xyz00										Test voltage: 230 V							
Heating mode: Conventional heating "ic" (position <input type="checkbox"/>)												Nominal temperature rise: 180 K					
Preheating 180 K		With load															
		Bricks								Measured		Room	Oven temperature				
Energy (Wh)	Time (min)	N o.	Dry weight m _d (g)	Wet weight m _w (g)	Absorbed Water Δm (g)	End cooking weight (g)	Weight loss (info.) (g)	Start temp. (°C)		Ek (kWh)	Tk (min)	Average ambient temp. (°C)	Nominal value ΔT ^{ic} (K)	Real value (°C)	Real value ΔT ^{ic} (K)	Setting T _{ks} ^{ic} (°C)	Temp. difference ΔT _{k,setting} ^{ic} (K)
--	--	1	962,2	2001,4	1039,0	1918,4	83,0	3,5	3,9	0,70	58,0	24,1	140±10	166,4	142,3	165	1,4
--	--	2	972,2	1981,6	1009,4	1839,3	142,3	5,3	5,5	0,73	64,0	24,1	180±10	200,0	175,9	205	5,0
--	--	3	970,5	1997,6	1027,1	1846,0	151,6	4,8	4,9	0,73	65,0	24,0	220±10	241,2	217,2	245	3,8
Results at ΔT ₀ =180 K					S*ΔT ₀ +B			Slope S			Intercept B		Standard deviation			ΔT _{setting} ⁱ ≤20K	
Energy(linear regression) (kWh)					0,72			0,0004			0,6512		0,0156			3,4	
Time(linear regression) (min)					62,47			-0,0909			46,1196		2,6924				

Tested data according to EN 60350-1: 2016 +A1: 2021																	
Model No.: 65M40M1-E2xyz00										Test voltage: 230 V							
Heating mode: Conventional heating "ic" (position ECO)													Nominal temperature rise: 180 K				
Preheating 180 K		Bricks								With load		Room	Oven temperature				
		Energy (Wh)	Time (min)	No.	Dry weight m_d (g)	Wet weight m_w (g)	Absorbed Water Δm (g)	End cooking weight (g)	Weight loss (info.) (g)	Start temp. ($^{\circ}C$)	Ek (kWh)		Tk (min)	Average ambient temp ($^{\circ}C$)	Nominal value ΔT^{ic} (K)	Real value ($^{\circ}C$)	Real value ΔT^{ic} (K)
--	--	1	973,0	2002,2	1029,2	1862,4	139,8	5,3	5,0	0,71	66,0	23,1	140±10	161,1	138,0	170	9,9
--	--	2	970,5	2035,8	1065,3	1910,8	125,0	4,2	3,9	0,73	63,0	23,3	180±10	194,5	171,2	205	10,5
--	--	3	974,6	2034,2	1059,6	1905,2	129,0	3,9	3,7	0,73	61,0	22,8	220±10	237,4	214,6	245	7,6
Results at $\Delta T_0=180$ K					S* ΔT_0+B			Slope S		Intercept B			Standard deviation			$\Delta T_{setting}^i \leq 20K$	
Energy(linear regression) (kWh)					0,72			0,0003		0,6800			0,0107			9,3	
Time(linear regression) (min)					62,99			-0,0643		74,5627			0,7859				



Tested data according to EN 60350-1: 2016 +A1: 2021																		
Model No.: 65M90D0-E1xyz9A										Test voltage: 230 V								
Heating mode: Conventional heating "ic" (position <input type="checkbox"/>)													Nominal temperature rise: 180 K					
Preheating 180 K		With load																
		Bricks							Measured		Room	Oven temperature						
Energy (Wh)	Time (min)	No.	Dry weight m _d (g)	Wet weight m _w (g)	Absorbed Water Δm (g)	End cooking weight (g)	Weight loss (info.) (g)	Start temp. (°C)		Ek (kWh)	Tk (min)	Average ambient temp. (°C)	Nominal value ΔT ^{ic} (K)	Real value (°C)	Real value ΔT ^{ic} (K)	Setting T ^{ic} _{ks} (°C)	Temp. difference ΔT ^c _{k,setting} (K)	
--	--	1	973,0	1997,6	1024,6	1879,4	118,2	4,6	4,9	0,76	50	24,0	140±10	165,0	141,0	161	4,0	
--	--	2	954,8	1994,2	1039,4	1846,8	147,4	4,8	5,0	0,96	44	24,0	180±10	204,5	180,5	200	4,5	
--	--	3	972,2	2016,4	1044,2	1815,2	201,2	5,8	5,9	1,14	40	24,4	220±10	244,0	219,6	250	6,0	
Results at ΔT ₀ =180 K					S*ΔT ₀ +B			Slope S			Intercept B		Standard deviation			ΔT ⁱ _{setting} ≤20K		
Energy(linear regression) (kWh)					0,95			0,0048			0,0934		0,0062			4,8		
Time(linear regression) (min)					39,68			-0,1057			58,7006		0,1047					
Heating mode: Fan forced heating "if" (position <input checked="" type="checkbox"/>)																		
Heating mode: Fan forced heating "if" (position <input checked="" type="checkbox"/>)													Nominal temperature rise: 155 K					
Preheating 155 K		With load																
		Bricks							Measured		Room	Oven temperature						
Energy (Wh)	Time (min)	No.	Dry Weight m _d (g)	Wet weight m _w (g)	Absorbed Water Δm (g)	End cooking weight (g)	Weight loss (info.) (g)	Start temp. (°C)		Ek (kWh)	Tk (min)	Average ambient temp. (°C)	Nominal value ΔT ^{if} (K)	Real value (°C)	Real value ΔT ^{if} (K)	Setting ΔT ^{if} _{ks} (°C)	Temp. difference ΔT ^{if} _{k,setting} (K)	
--	--	1	959,4	1985,2	1025,8	1872,6	112,6	4,1	4,2	0,72	57,0	23,8	135±10	161,0	137,2	156,8	4,2	
--	--	2	968,0	2004,4	1036,4	1883,2	121,2	3,0	3,2	0,70	56,0	23,3	155±10	181,5	158,2	176,0	5,5	
--	--	3	970,5	2013,0	1042,5	1886,4	126,6	5,9	6,1	0,73	56,0	23,7	175±10	201,0	177,3	199,0	2,0	
Results at ΔT ₀ =155 K					S*ΔT ₀ +B			Slope S			Intercept B		Standard deviation			ΔT ⁱ _{setting} ≤20K		
Energy(linear regression) (kWh)					0,69			0,0017			0,4180		0,0185			3,9		
Time(linear regression) (min)					57,91			-0,0220			61,3184		1,4843					



Tested data according to EN 60350-1: 2016 +A1: 2021																		
Model No.: 65M90D0-E2xyz9A										Test voltage: 230 V								
Heating mode: Conventional heating "ic" (position <input type="checkbox"/>)													Nominal temperature rise: 180 K					
Preheating 180 K		Bricks								With load Measured		Room	Oven temperature					
Energy (Wh)	Time (min)	No.	Dry weight m _d (g)	Wet weight m _w (g)	Absorbed Water Δm (g)	End cooking weight (g)	Weight loss (info.) (g)	Start temp. (°C)		Ek (kWh)	Tk (min)	Average ambient temp. (°C)	Nominal value ΔT ^{ic} (K)	Real value (°C)	Real value ΔT ^{ic} (K)	Setting T _{ks} ^{ic} (°C)	Temp. difference ΔT _{k,setting} ^{ic} (K)	
--	--	1	968,0	1995,2	1027,2	1841,0	154,2	4,8	4,8	0,78	45,0	23,5	140±10	166,0	142,5	165	1,0	
--	--	2	959,4	1992,4	1033,0	1800,4	192,0	4,7	4,9	0,94	38,0	23,4	180±10	207,0	183,6	205	2,0	
--	--	3	973,0	2008,0	1035,0	1776,4	231,6	3,9	4,0	1,04	37,0	23,0	220±10	244,5	221,5	245	0,5	
Results at ΔT ₀ =180 K					S*ΔT ₀ +B			Slope S			Intercept B		Standard deviation			ΔT _{setting} ⁱ ≤20K		
Energy(linear regression) (kWh)					0,91			0,0033			0,3177		0,0233			1,2		
Time(linear regression) (min)					40,26			-0,1022			58,6614		2,6770					
Heating mode: Fan forced heating "if" (position <input checked="" type="checkbox"/>)																		
Heating mode: Fan forced heating "if" (position <input checked="" type="checkbox"/>)													Nominal temperature rise: 155 K					
Preheating 155 K		Bricks								With load Measured		Room	Oven temperature					
Energy (Wh)	Time (min)	No.	Dry Weight m _d (g)	Wet weight m _w (g)	Absorbed Water Δm (g)	End cooking weight (g)	Weight loss (info.) (g)	Start temp. (°C)		Ek (kWh)	Tk (min)	Average ambient temp. (°C)	Nominal value ΔT ^{if} (K)	Real value (°C)	Real value ΔT ^{if} (K)	Setting T _{ks} ^{if} (°C)	Temp. difference ΔT _{k,setting} ^{if} (K)	
--	--	1	954,0	1996,2	1042,2	1839,0	157,2	4,0	4,1	0,74	62,0	22,9	135±10	160	137,1	160	0	
--	--	2	968,0	1998,4	1030,4	1844,4	154,0	5,1	5,2	0,77	64,0	24,1	155±10	180	155,9	180	0	
--	--	3	967,4	2011	1043,6	1871,2	139,8	5,0	5,1	0,78	63,0	23,7	175±10	202	178,3	200	2	
Results at ΔT ₀ =155 K					S*ΔT ₀ +B			Slope S			Intercept B		Standard deviation			ΔT _{setting} ⁱ ≤20K		
Energy(linear regression) (kWh)					0,76			0,0010			0,6134		0,0111			0,7		
Time(linear regression) (min)					62,95			0,0221			59,5289		1,4564					

Tested data according to EN 60350-1: 2016 +A1: 2021																	
Model No.: 65M90M0-E1xyz9H									Test voltage: 230 V								
Heating mode: Fan forced heating "if" (position ECO)													Nominal temperature rise: 155 K				
Preheating 155 K		With load															
		Bricks								Measured		Room	Oven temperature				
Energy (Wh)	Time (min)	No.	Dry Weight (g)	Wet weight (g)	Absorbed Water Δm (g)	End cooking weight (g)	Weight loss (info.) (g)	Start temp. (°C)		Ek (kWh)	Tk (min)	Average ambient temp. (°C)	Nominal value ΔT ^{if} (K)	Real value (°C)	Real value ΔT ^{if} (K)	Setting ΔT ^{if} _{ks} (°C)	Temp. difference ΔT ^{if} _{k,setting} (K)
--	--	1	972,4	2020,4	1048,0	1895,0	125,4	5,0	5,0	0,73	57,0	23,9	135±10	160	136,1	160	0
--	--	2	970,5	1997,2	1026,7	1874,8	122,4	5,5	5,6	0,77	59,0	23,5	155±10	180	156,5	180	0
--	--	3	954,8	2000,2	1045,4	1872,4	127,8	5,9	6,0	0,76	58,0	23,7	175±10	200	176,3	200	0
Results at ΔT ₀ =155 K					S*ΔT ₀ +B			Slope S		Intercept B			Standard deviation			ΔT ⁱ _{setting} ≤20K	
Energy(linear regression) (kWh)					0,75			0,0008		0,6357			0,0234			0	
Time(linear regression) (min)					57,97			0,0252		54,0542			1,4082				
Tested data according to EN 60350-1: 2016 +A1: 2021																	
Model No.: 65M90M0-E2xyz9H									Test voltage: 230 V								
Heating mode: Fan forced heating "if" (position ECO)													Nominal temperature rise: 155 K				
Preheating 155 K		With load															
		Bricks								Measured		Room	Oven temperature				
Energy (Wh)	Time (min)	No.	Dry Weight (g)	Wet weight (g)	Absorbed Water Δm (g)	End cooking weight (g)	Weight loss (info.) (g)	Start temp. (°C)		Ek (kWh)	Tk (min)	Average ambient temp. (°C)	Nominal value ΔT ^{if} (K)	Real value (°C)	Real value ΔT ^{if} (K)	Setting ΔT ^{if} _{ks} (°C)	Temp. difference ΔT ^{if} _{k,setting} (K)
--	--	1	959,4	2017,4	1058	1884,2	133,2	4,4	4,4	0,73	57,0	24,5	135±10	162	137,5	160	2,0
--	--	2	973,0	2005,8	1032,8	1869,4	136,4	4,9	5,0	0,78	60,0	23,6	155±10	181	157,4	180	1,0
--	--	3	972,2	2003,6	1031,4	1868,8	134,8	4,4	4,5	0,78	60,0	23,4	175±10	202,5	179,1	200	2,5
Results at ΔT ₀ =155 K					S*ΔT ₀ +B			Slope S		Intercept B			Standard deviation			ΔT ⁱ _{setting} ≤20K	
Energy(linear regression) (kWh)					0,76			0,0012		0,5763			0,0247			1,8	
Time(linear regression) (min)					58,79			0,0710		47,7771			1,4807				


Tested data according to EN 60350-1: 2016 +A1: 2021																		
Model No.: N5M90M5-E1xyz9B										Test voltage: 230 V								
Heating mode: Conventional heating "ic" (position <input type="checkbox"/>)													Nominal temperature rise: 180 K					
Preheating 180 K		Bricks							With load Measured		Room	Oven temperature						
		Energy (Wh)	Time (min)	No.	Dry weight (g)	Wet weight (g)	Absorbed Water Δm (g)	End cooking weight (g)	Weight loss (info.) (g)	Start temp. (°C)		Ek (kWh)	Tk (min)	Average ambient temp. (°C)	Nominal value ΔT ^{ic} (K)	Real value (°C)	Real value ΔT ^{ic} (K)	Setting T _{ks} ^{ic} (°C)
--	--	1	972,4	2008,4	1036	1813,6	194,8	5,0	4,9	0,94	51.0	24.0	140±10	164,5	140,5	161,4	3,1	
--	--	2	964,2	2012,2	1048	1802,8	209,4	3,5	3,2	1,05	42.0	24,7	180±10	206,5	181,8	199	7,5	
--	--	3	954,8	2003,8	1049	1769,2	234,6	3,5	3,3	1,18	40.0	24.0	220±10	244,5	220,5	248	3,5	
Results at ΔT ₀ =180 K					S*ΔT ₀ +B		Slope S		Intercept B			Standard deviation			ΔT _{setting} ⁱ ≤ 20K			
Energy(linear regression) (kWh)					1,05		0,0029		0,5280			0,0168			4.7			
Time(linear regression) (min)					44,46		-0,1384		69,3744			3,1311						
Heating mode: Fan forced heating "if" (position <input checked="" type="checkbox"/>)																		
Nominal temperature rise: 155 K																		
Preheating 155 K		Bricks							With load Measured		Room	Oven temperature						
		Energy (Wh)	Time (min)	No.	Dry Weight (g)	Wet weight (g)	Absorbed Water Δm (g)	End cooking weight (g)	Weight loss (info.) (g)	Start temp. (°C)		Ek (kWh)	Tk (min)	Average ambient temp. (°C)	Nominal value ΔT ^{if} (K)	Real value (°C)	Real value ΔT ^{if} (K)	Setting ΔT _{ks} ^{if} (°C)
--	--	1	973.0	1997,2	1024,2	1845,6	151,6	4,5	4,6	0,70	76.0	24,7	135±10	160,5	135,8	156,8	3,7	
--	--	2	972,4	2000,6	1028,2	1848,2	152,4	3,5	3,5	0,69	76.0	23,5	155±10	182.0	158,5	176.0	6,0	
--	--	3	954,8	2010,6	1055,8	1854,6	156,0	5,5	5,7	0,71	78.0	23,8	175±10	201.0	177,2	196.0	5,0	
Results at ΔT ₀ =155 K					S*ΔT ₀ +B		Slope S		Intercept B			Standard deviation			ΔT _{setting} ⁱ ≤ 20K			
Energy(linear regression) (kWh)					0,70		0,0002		0,6623			0,0099			4.7			
Time(linear regression) (min)					76,57		0,0466		69,3414			1,0344						

Tested data according to EN 60350-1: 2016 +A1: 2021																	
Model No.: N5M90M5-E2xyz9B									Test voltage: 230 V								
Heating mode: Conventional heating "ic" (position <input type="checkbox"/>)													Nominal temperature rise: 180 K				
Preheating 180 K		With load															
		Bricks							Measured		Room	Oven temperature					
Energy (Wh)	Time (min)	No.	Dry weight m _d (g)	Wet weight m _w (g)	Absorbed Water Δm (g)	End cooking weight (g)	Weight loss (info.) (g)	Start temp. (°C)		Ek (kWh)	Tk (min)	Average ambient temp. (°C)	Nominal value ΔT ^{ic} (K)	Real value (°C)	Real value ΔT ^{ic} (K)	Setting T ^{ic} _{ks} (°C)	Temp. difference ΔT ^{ic} _{k,setting} (K)
--	--	1	970,5	2005,8	1035,3	1845,8	160,0	5,9	5,8	0,81	46,0	23,7	140±10	164,7	141,0	165	0,3
--	--	2	954,8	2010,0	1055,2	1831,8	178,2	5,4	5,2	0,95	39,0	23,4	180±10	207,6	184,2	205	2,6
--	--	3	972,2	2011,0	1038,8	1861,4	149,6	5,1	4,9	1,09	37,0	24,0	220±10	246,3	222,3	245	1,3
Results at ΔT ₀ =180 K					S*ΔT ₀ +B			Slope S			Intercept B		Standard deviation			ΔT ⁱ _{setting} ≤20K	
Energy(linear regression) (kWh)					0,94			0,0034			0,3223		0,0083			4,2	
Time(linear regression) (min)					40,95			-0,1118			61,0775		2,0910				
Heating mode: Fan forced heating "if" (position <input checked="" type="checkbox"/>)																	
Nominal temperature rise: 155 K																	
Preheating 155 K		With load															
		Bricks							Measured		Room	Oven temperature					
Energy (Wh)	Time (min)	No.	Dry Weight m _d (g)	Wet weight m _w (g)	Absorbed Water Δm (g)	End cooking weight (g)	Weight loss (info.) (g)	Start temp. (°C)		Ek (kWh)	Tk (min)	Average ambient temp. (°C)	Nominal value ΔT ^{if} (K)	Real value (°C)	Real value ΔT ^{if} (K)	Setting ΔT ^{if} _{ks} (°C)	Temp. difference ΔT ^{if} _{k,setting} (K)
--	--	1	954,0	1997,0	1043	1842,6	154,4	6,4	6,1	0,67	68,8	24,1	135±10	154,1	130,0	160	5,9
--	--	2	968,0	1996,0	1028	1813,2	182,8	5,6	5,2	0,67	66,9	23,6	155±10	175,3	151,7	180	4,7
--	--	3	972,2	2022,2	1050	1863,4	158,8	5,4	5,1	0,67	66,3	23,9	175±10	193,9	170,0	200	6,1
Results at ΔT ₀ =155 K					S*ΔT ₀ +B			Slope S			Intercept B		Standard deviation			ΔT ⁱ _{setting} ≤20K	
Energy(linear regression) (kWh)					0,67			0			0,6739		0,0047			5,6	
Time(linear regression) (min)					67,05			-0,0633			76,8595		0,5167				

Tested data according to EN 60350-1: 2016 +A1: 2021																	
Model No.: 65M90E0-E1100T0												Test voltage: 230 V					
Heating mode: Conventional heating "ic" (position )												Nominal temperature rise: 180 K					
Preheating 180 K		With load															
		Bricks							Measured		Room	Oven temperature					
Energy (Wh)	Time (min)	No.	Dry weight (g)	Wet weight (g)	Absorbed Water Δm (g)	End cooking weight (g)	Weight loss (info.) (g)	Start temp. (°C)		Ek (kWh)	Tk (min)	Average ambient temp. (°C)	Nominal value ΔT ^{ic} (K)	Real value (°C)	Real value ΔT ^{ic} (K)	Setting T ^{ic} _{ks} (°C)	Temp. difference ΔT ^{ic} _{k,setting} (K)
--	--	1	898,6	1917,8	1019,2	1816,5	101,3	4,6	4,8	0,71	46,8	22,2	140±10	162,1	139,9	170	7,9
--	--	2	898,8	1914,1	1015,3	1787,3	126,8	4,1	4,3	0,86	39,9	21,6	180±10	204,2	182,6	215	10,8
--	--	3	909,8	1940,9	1031,1	1783,6	157,3	4,7	4,6	0,97	37,3	22,7	220±10	233,2	210,5	250	16,8
Results at ΔT ₀ =180 K					S*ΔT ₀ +B			Slope S		Intercept B			Standard deviation			ΔT ⁱ _{setting} ≤20K	
Energy(linear regression) (kWh)					0,86			0,0037		0,1970			0,0129			11,8	
Time(linear regression) (min)					41,00			-0,14		65,43			1,14				
Heating mode: Fan forced heating "if" (position )																	
Preheating 155 K												With load					
		Bricks							Measured		Room	Oven temperature					
Energy (Wh)	Time (min)	No.	Dry weight (g)	Wet weight (g)	Absorbed Water Δm (g)	End cooking weight (g)	Weight loss (info.) (g)	Start temp. (°C)		Ek (kWh)	Tk (min)	Average ambient temp. (°C)	Nominal value ΔT ^{if} (K)	Real value (°C)	Real value ΔT ^{if} (K)	Setting ΔT ^{if} _{ks} (°C)	Temp. difference ΔT ^{if} _{k,setting} (K)
--	--	1	893,6	1949	1055,4	1839,7	109,3	5,6	5,5	0,68	60,2	22,4	135±10	155,7	133,3	160	4,3
--	--	2	895,1	1940,8	1045,7	1828,3	112,5	4,8	4,7	0,74	61,3	22,1	155±10	174,5	152,4	180	5,5
--	--	3	906,3	1967,5	1061,2	1856,1	111,4	4,2	4,2	0,74	59,0	22,6	175±10	196,7	174,1	200	3,3
Results at ΔT ₀ =155 K					S*ΔT ₀ +B			Slope S		Intercept B			Standard deviation			ΔT ⁱ _{setting} ≤20K	
Energy(linear regression) (kWh)					0,72			0,0014		0,4982			0,0342			4,4	
Time(linear regression) (min)					60,10			-0,03		64,73			1,60				

Tested data according to EN 60350-1: 2016 +A1: 2021																	
Model No.: 65M90D0-E2100T0										Test voltage: 230 V							
Heating mode: Conventional heating "ic" (position )													Nominal temperature rise: 180 K				
Preheating 180 K		Bricks							With load Measured		Room	Oven temperature					
Energy (Wh)	Time (min)	No.	Dry weight m _d (g)	Wet weight m _w (g)	Absorbed Water Δm (g)	End cooking weight (g)	Weight loss (info.) (g)	Start temp. (°C)		Ek (kWh)	Tk (min)	Average ambient temp (°C)	Nominal value ΔT ^{ic} (K)	Real value (°C)	Real value ΔT ^{ic} (K)	Setting T _{ks} ^{ic} (°C)	Temp. difference ΔT _{k,setting} ^{ic} (K)
--	--	1	893,5	1915,9	1022,4	1813,7	102,2	4,9	4,9	0,67	48,0	23,1	140±10	165,2	142,1	164	1,2
--	--	2	903,6	1964,8	1061,2	1816,8	148,0	5,8	5,8	0,84	40,4	23,0	180±10	204,1	181,1	199	5,1
--	--	3	899,9	1927,4	1027,5	1759,1	168,3	5,2	5,2	0,97	38,3	23,0	220±10	241,8	218,8	233	8,8
Results at ΔT ₀ =180 K					S*ΔT ₀ +B		Slope S		Intercept B			Standard deviation			ΔT _{setting} ⁱ ≤20K		
Energy(linear regression) (kWh)					0,82		0,0039		0,1132			0,0151			5,0		
Time(linear regression) (min)					42,29		-0,13		65,24			2,64					
Heating mode: Fan forced heating "if" (position )																	
Preheating 155 K													Nominal temperature rise: 155 K				
Preheating 155 K		Bricks							With load Measured		Room	Oven temperature					
Energy (Wh)	Time (min)	No.	Dry Weight m _d (g)	Wet weight m _w (g)	Absorbed Water Δm (g)	End cooking weight (g)	Weight loss (info.) (g)	Start temp. (°C)		Ek (kWh)	Tk (min)	Average ambient temp (°C)	Nominal value ΔT ^{if} (K)	Real value (°C)	Real value ΔT ^{if} (K)	Setting ΔT _{ks} ^{if} (°C)	Temp. difference ΔT _{k,setting} ^{if} (K)
--	--	1	904,0	1950,1	1046,1	1842,7	107,4	5,9	5,9	0,65	59,0	23,1	135±10	157,1	134,0	163	5,9
--	--	2	899,6	1947,9	1048,3	1831,7	116,2	5,4	5,6	0,74	59,3	22,3	155±10	177,7	155,4	180	2,3
--	--	3	898,6	1957,0	1058,4	1842,5	114,5	5,6	5,7	0,74	59,3	22,7	175±10	198,2	175,5	193	5,2
Results at ΔT ₀ =155 K					S*ΔT ₀ +B		Slope S		Intercept B			Standard deviation			ΔT _{setting} ⁱ ≤20K		
Energy(linear regression) (kWh)					0,71		0,0021		0,3860			0,0408			4,5		

Time(linear regression) (min)	59,17	0,01	58,00	0,14	
----------------------------------	-------	------	-------	------	--

Tested data according to EN 60350-1: 2016 +A1: 2021																	
Model No.: 65M90M0-EwxyzTH										Test voltage: 230 V							
Heating mode: Fan forced heating "if" (position )												Nominal temperature rise: 155 K					
Preheating 155 K		With load										Oven temperature					
Energy (Wh)	Time (min)	N o.	Dry Weight m _d (g)	Wet weight m _w (g)	Absorb ed Water Δm (g)	End cookin g weight (g)	Weight loss (info.) (g)		Start temp. (°C)	Ek (kWh)	Tk (min)	Aver age ambi ent temp (°C)	Nominal value ΔT ^{if} (K)	Real value (°C)	Real value ΔT ^{if} (K)	Setti ng ΔT ^{if} _{ks} (°C)	Temp. difference ΔT ^{if} _{k,setting} (K)
							Weight loss (g)	Start temp. (°C)									
--	--	1	969	1988	1019	1867	121	6,5	6,7	0,725	54,9	22,4	135±10	160	137,6	168	8
--	--	2	972	1994	1022	1878	116	5,9	5,8	0,790	50,7	24,3	155±10	182	157,7	179	3
--	--	3	973	1990	1017	1880	110	5,1	4,8	0,824	46,8	23,3	175±10	200	176,7	188	12
Results at ΔT ₀ =155 K					S*ΔT ₀ +B		Slope S		Intercept B			Standard deviation			ΔT ⁱ _{setting} ≤ 20K		
Energy(linear regression) (kWh)					0,77		0,0026		0,3658			0,0120			7,7		
Time(linear regression) (min)					51,30		-0,21		84,28			0,05					

Tested data according to EN 60350-1: 2016 +A1: 2021																	
Model No.: 65M80M1-E11B00 (new program (2023-08-24))									Test voltage: 230 V								
Heating mode: Conventional heating "ic" (position <input type="checkbox"/>)												Nominal temperature rise: 180 K					
Preheating 180 K		With load															
Energy (Wh)	Time (min)	No.	Bricks						Measured		Room Average ambient temp. (°C)	Oven temperature					
			Dry weight m _d (g)	Wet weight m _w (g)	Absorbed Water Δm (g)	End cooking weight (g)	Weight loss (info.) (g)	Start temp. (°C)	Ek (kWh)	Tk (min)		Nominal value ΔT ^{ic} (K)	Real value (°C)	Real value ΔT ^{ic} (K)	Setting T ^{ic} _{ks} (°C)	Temp. difference ΔT ^{ic} _{k,setting} (K)	
--	--	1	971	2002	1031	1885	117	5,8	5,9	0,70	50,8	23,9	140±10	162	138,1	160	2
--	--	2	969	1998	1029	1879	119	6,1	6,0	0,88	41,3	24,2	180±10	207	182,8	200	7
--	--	3	972	1995	1023	1880	115	6,7	6,7	1,08	39,0	24,6	220±10	247	222,4	246	1
Results at ΔT ₀ =180 K			S*ΔT ₀ +B				Slope S			Intercept B			Standard deviation			ΔT ⁱ _{setting} ≤20K	
Energy(linear regression) (kWh)			0,88				0,0045			0,0712			0,0179			3,3	
Time(linear regression) (min)			43,83				-0,14			69,33			3,09				
Heating mode: Fan forced heating "if" (position <input checked="" type="checkbox"/>)												Nominal temperature rise: 155 K					
Preheating 155 K		With load															
Energy (Wh)	Time (min)	No.	Bricks						Measured		Room Average ambient temp. (°C)	Oven temperature					
			Dry Weight m _d (g)	Wet weight m _w (g)	Absorbed Water Δm (g)	End cooking weight (g)	Weight loss (info.) (g)	Start temp. (°C)	Ek (kWh)	Tk (min)		Nominal value ΔT ^{if} (K)	Real value (°C)	Real value ΔT ^{if} (K)	Setting ΔT ^{if} _{ks} (°C)	Temp. difference ΔT ^{if} _{k,setting} (K)	
--	--	1	962	1998	1036	1884	114	6,4	6,6	0,61	65,4	24,0	135±10	165	141,0	160	5
--	--	2	964	1992	1028	1885	107	5,9	6,3	0,61	62,1	24,6	155±10	186	161,4	180	6
--	--	3	951	1989	1038	1880	109	5,7	5,9	0,61	64,0	23,7	175±10	207	183,3	200	7
Results at ΔT ₀ =155 K			S*ΔT ₀ +B				Slope S			Intercept B			Standard deviation			ΔT ⁱ _{setting} ≤20K	
Energy(linear regression) (kWh)			0,61				0,0000			0,6049			0,0010			6,0	
Time(linear regression) (min)			64,06				-0,03			68,67			2,58				

Tested data according to EN 60350-1: 2016 +A1: 2021																	
Model No.: 65M80D2-E22A08C									Test voltage: 230 V								
Heating mode: Conventional heating "ic" (position <input type="checkbox"/>)												Nominal temperature rise: 180 K					
Preheating 180 K		With load															
		Bricks							Measured		Room	Oven temperature					
Energy (Wh)	Time (min)	No.	Dry weight m _d (g)	Wet weight m _w (g)	Absorbed Water Δm (g)	End cooking weight (g)	Weight loss (info.) (g)	Start temp. (°C)		Ek (kWh)	Tk (min)	Average ambient temp. (°C)	Nominal value ΔT ^{ic} (K)	Real value (°C)	Real value ΔT ^{ic} (K)	Setting T _{ks} ^{ic} (°C)	Temp. difference ΔT _{k,setting} ^{ic} (K)
--	--	1	899,3	1908,0	1008,7	1802,1	105,9	3,7	3,5	0,79	48,5	23,6	140±10	165,4	141,8	162	3,3
--	--	2	906,6	1922,4	1015,8	1782,5	139,9	3,6	3,6	0,86	39,6	23,0	180±10	204,6	181,5	200	4,6
--	--	3	900,9	1922,3	1021,4	1748,8	173,5	3,7	3,4	1,05	37,3	22,6	220±10	240,3	217,7	240	0,3
Results at ΔT ₀ =180 K					S*ΔT ₀ +B			Slope S		Intercept B			Standard deviation			ΔT _{setting} ⁱ ≤20K	
Energy(linear regression) (kWh)					0,90			0,0033		0,2984			0,0687			2,7	
Time(linear regression) (min)					41,84			-0,15		68,63			3,04				
Heating mode: Fan forced heating "if" (position <input checked="" type="checkbox"/>)																	
Heating mode: Fan forced heating "if" (position <input checked="" type="checkbox"/>)												Nominal temperature rise: 155 K					
Preheating 155 K		With load															
		Bricks							Measured		Room	Oven temperature					
Energy (Wh)	Time (min)	No.	Dry Weight m _d (g)	Wet weight m _w (g)	Absorbed Water Δm (g)	End cooking weight (g)	Weight loss (info.) (g)	Start temp. (°C)		Ek (kWh)	Tk (min)	Average ambient temp. (°C)	Nominal value ΔT ^{if} (K)	Real value (°C)	Real value ΔT ^{if} (K)	Setting ΔT _{ks} ^{if} (°C)	Temp. difference ΔT _{k,setting} ^{if} (K)
--	--	1	901,7	1923,4	1021,7	1832,3	91,1	4,8	4,4	0,62	62,5	21,6	135±10	157,7	136,0	160	2,3
--	--	2	910,5	1943,1	1032,6	1847,9	95,2	5,6	5,6	0,62	62,4	22,1	155±10	180,9	158,7	178	2,8
--	--	3	910,6	1947,8	1037,2	1849,6	98,2	5,8	5,8	0,62	63,3	22,2	175±10	200,7	178,5	198	2,7
Results at ΔT ₀ =155 K					S*ΔT ₀ +B			Slope S		Intercept B			Standard deviation			ΔT _{setting} ⁱ ≤20K	
Energy(linear regression) (kWh)					0,62			-0,00003		0,6237			0,0026			2,6	
Time(linear regression) (min)					62,68			0,02		60,08			0,50				

Measured usable volume				
Model	Height (mm)	Width (mm)	Depth (mm)	Volume (litre)
65L40M0-E1xyz00	350	480	448	75,3
65L40M0-E2xyz00	350	450	448	70,6
65M40M1-E1xyz00	350	480	448	75,3
65M40M1-E2xyz00	350	450	448	70,6
65M90D0-E1xyz9A	350	480	418	70,2
65M90D0-E2xyz9A	350	450	418	65,8
65M90M0-E1xyz9H	350	480	418	70,2
65M90M0-E2xyz9H	350	450	418	65,8
N5M90M5-E1xyz9B	350	480	418	70,2
N5M90M5-E2xyz9B	350	450	418	65,8
65M90E0-E1100T0	342	444	418	63
65M90D0-E2100T0	343	459	417	66
65M90M0-EwxyzTH	346	460	417	66
65M80M1-E11B00	350	480	418	70,2
65M80D2-E22A08C	346	470	400	65,0

Information of efficiency class according to (EU) No 65/2014			
Model	Item	Measured value	Verdict
65L40M0-E1xyz00	Energy consumption (kWh/cycle)	conventional mode: 0,70	Pass
	Usable volume (L)	75	Pass
	Energy efficiency EEl_{cavity}	81,4	Class A+
65L40M0-E2xyz00	Energy consumption (kWh/cycle)	conventional mode: 0,64	Pass
	Usable volume (L)	71	Pass
	Energy efficiency EEl_{cavity}	75,4	Class A+
65M40M1-E1xyz00	Energy consumption (kWh/cycle)	conventional mode: 0,72	Pass
	Usable volume (L)	75	Pass
	Energy efficiency EEl_{cavity}	83,3	Class A
65M40M1-E2xyz00	Energy consumption (kWh/cycle)	conventional mode: 0,72	Pass
	Usable volume (L)	71	Pass
	Energy efficiency EEl_{cavity}	85,4	Class A
65M90D0-E1xyz9A	Energy consumption (kWh/cycle)	conventional mode: 0,95 fan-forced mode: 0,71	Pass
	Usable volume (L)	70	Pass
	Energy efficiency EEl_{cavity}	84,6	Class A
65M90D0-E2xyz9A	Energy consumption (kWh/cycle)	conventional mode: 0,91 fan-forced mode: 0,76	Pass
	Usable volume (L)	66	Pass
	Energy efficiency EEl_{cavity}	92,0	Class A
65M90M0-E1xyz9H	Energy consumption (kWh/cycle)	fan-forced mode: 0,75	Pass
	Usable volume (L)	72	Pass

Information of efficiency class according to (EU) No 65/2014			
	Energy efficiency EEI _{cavity}	89,1	Class A
65M90M0-E2xyz9H	Energy consumption (kWh/cycle)	fan-forced mode: 0,76	Pass
	Usable volume (L)	66	Pass
	Energy efficiency EEI _{cavity}	91,8	Class A
N5M90M5-E1xyz9B	Energy consumption (kWh/cycle)	conventional mode: 1,05 fan-forced mode: 0,70	Pass
	Usable volume (L)	70	Pass
	Energy efficiency EEI _{cavity}	82,6	Class A
N5M90M5-E2xyz9B	Energy consumption (kWh/cycle)	conventional mode: 0,94 fan-forced mode: 0,67	Pass
	Usable volume (L)	66	Pass
	Energy efficiency EEI _{cavity}	81,3	Class A
65M90E0-E1100T0	Energy consumption (kWh/cycle)	conventional mode: 0,86 fan-forced mode: 0,72	Pass
	Usable volume (L)	63	Pass
	Energy efficiency EEI _{cavity}	88,9	Class A
65M90D0-E2100T0	Energy consumption (kWh/cycle)	conventional mode: 0,82 fan-forced mode: 0,71	Pass
	Usable volume (L)	66	Pass
	Energy efficiency EEI _{cavity}	85,5	Class A
65M90M0-EwxyzTH	Energy consumption (kWh/cycle)	fan-forced mode: 0,77	Pass
	Usable volume (L)	66	Pass
	Energy efficiency EEI _{cavity}	92,8	Class A
65M80M1-E11B00, 65M90D0-E1xyz9A (New program (2023-08-24))	Energy consumption (kWh/cycle)	conventional mode: 0,88 fan-forced mode: 0,61	Pass
	Usable volume (L)	70	Pass
	Energy efficiency EEI _{cavity}	72,6	Class A+

Information of efficiency class according to (EU) No 65/2014			
Model	Item	Measured value	Verdict
65M80D2-E22A08C	Energy consumption (kWh/cycle)	conventional mode: 0,90 fan-forced mode: 0,62	Pass
	Usable volume (L)	65	Pass
	Energy efficiency EEI_{cavity}	75,6	Class A+

Energy efficiency classes of domestic ovens

Energy Efficiency Class	Energy Efficiency Index (EEI_{cavity})
A+++ (most efficient)	$EEI_{cavity} < 45$
A++	$45 \leq EEI_{cavity} < 62$
A+	$62 \leq EEI_{cavity} < 82$
A	$82 \leq EEI_{cavity} < 107$
B	$107 \leq EEI_{cavity} < 132$
C	$132 \leq EEI_{cavity} < 159$
D (least efficient)	$EEI_{cavity} \geq 159$

Ecodesign requirements according to (EU) No 66/2014					P
Model identification		65L40M0-E1xyz00			
Items	Measured value	Stage 1	Stage 2	Stage 3	Verdict
EEI _{cavity}	81,4	<input checked="" type="checkbox"/> 1 year after enter into force < 146	<input checked="" type="checkbox"/> 2 years after entry into force < 121	<input checked="" type="checkbox"/> 5 years after entry into force < 96	P
EEI of Multi-cavity oven		5 years after entry into force: at least one cavity <96; others <121			N/A
Model identification		65L40M0-E2xyz00			
Items	Measured value	Stage 1	Stage 2	Stage 3	Verdict
EEI _{cavity}	75,4	<input checked="" type="checkbox"/> 1 year after enter into force < 146	<input checked="" type="checkbox"/> 2 years after entry into force < 121	<input checked="" type="checkbox"/> 5 years after entry into force < 96	P
EEI of Multi-cavity oven		5 years after entry into force: at least one cavity <96; others <121			N/A
Model identification		65M40M1-E1xyz00			
Items	Measured value	Stage 1	Stage 2	Stage 3	Verdict
EEI _{cavity}	83,3	<input checked="" type="checkbox"/> 1 year after enter into force < 146	<input checked="" type="checkbox"/> 2 years after entry into force < 121	<input checked="" type="checkbox"/> 5 years after entry into force < 96	P
EEI of Multi-cavity oven		5 years after entry into force: at least one cavity <96; others <121			N/A
Model identification		65M40M1-E2xyz00			
Items	Measured value	Stage 1	Stage 2	Stage 3	Verdict
EEI _{cavity}	85,4	<input checked="" type="checkbox"/> 1 year after enter into force < 146	<input checked="" type="checkbox"/> 2 years after entry into force < 121	<input checked="" type="checkbox"/> 5 years after entry into force < 96	P
EEI of Multi-cavity oven		5 years after entry into force: at least one cavity <96; others <121			N/A
Model identification		65M90D0-E1xyz9A			
Items	Measured value	Stage 1	Stage 2	Stage 3	Verdict
EEI _{cavity}	84,6	<input checked="" type="checkbox"/> 1 year after enter into force < 146	<input checked="" type="checkbox"/> 2 years after entry into force < 121	<input checked="" type="checkbox"/> 5 years after entry into force < 96	P
EEI of Multi-cavity oven		5 years after entry into force: at least one cavity <96; others <121			N/A
Model identification		65M90D0-E2xyz9A			

Items	Measured value	Stage 1	Stage 2	Stage 3	Verdict
EEl _{cavity}	92,0	<input checked="" type="checkbox"/> 1 year after enter into force < 146	<input checked="" type="checkbox"/> 2 years after entry into force < 121	<input checked="" type="checkbox"/> 5 years after entry into force < 96	P
EEl of Multi-cavity oven		5 years after entry into force: at least one cavity <96; others < 121			N/A
Model identification		65M90M0-E1xyz9H			
Items	Measured value	Stage 1	Stage 2	Stage 3	Verdict
EEl _{cavity}	89,1	<input checked="" type="checkbox"/> 1 year after enter into force < 146	<input checked="" type="checkbox"/> 2 years after entry into force < 121	<input checked="" type="checkbox"/> 5 years after entry into force < 96	P
EEl of Multi-cavity oven		5 years after entry into force: at least one cavity <96; others < 121			N/A
Model identification		65M90M0-E2xyz9H			
Items	Measured value	Stage 1	Stage 2	Stage 3	Verdict
EEl _{cavity}	91,8	<input checked="" type="checkbox"/> 1 year after enter into force < 146	<input checked="" type="checkbox"/> 2 years after entry into force < 121	<input checked="" type="checkbox"/> 5 years after entry into force < 96	P
EEl of Multi-cavity oven		5 years after entry into force: at least one cavity <96; others < 121			N/A
Model identification		N5M90M5-E1xyz9B			
Items	Measured value	Stage 1	Stage 2	Stage 3	Verdict
EEl _{cavity}	82,6	<input checked="" type="checkbox"/> 1 year after enter into force < 146	<input checked="" type="checkbox"/> 2 years after entry into force < 121	<input checked="" type="checkbox"/> 5 years after entry into force < 96	P
EEl of Multi-cavity oven		5 years after entry into force: at least one cavity <96; others < 121			N/A
Model identification		N5M90M5-E2xyz9B			
Items	Measured value	Stage 1	Stage 2	Stage 3	Verdict
EEl _{cavity}	81,3	<input checked="" type="checkbox"/> 1 year after enter into force < 146	<input checked="" type="checkbox"/> 2 years after entry into force < 121	<input checked="" type="checkbox"/> 5 years after entry into force < 96	P
EEl of Multi-cavity oven		5 years after entry into force: at least one cavity <96; others < 121			N/A


Model identification		65M90E0-E1100T0			
Items	Measured value	Stage 1	Stage 2	Stage 3	Verdict
EEI _{cavity}	88,9	<input checked="" type="checkbox"/> 1 year after enter into force < 146	<input checked="" type="checkbox"/> 2 years after entry into force < 121	<input checked="" type="checkbox"/> 5 years after entry into force < 96	P
EEI of Multi-cavity oven		5 years after entry into force: at least one cavity <96; others <121			N/A
Model identification		65M90D0-E2100T0			
Items	Measured value	Stage 1	Stage 2	Stage 3	Verdict
EEI _{cavity}	85,5	<input checked="" type="checkbox"/> 1 year after enter into force < 146	<input checked="" type="checkbox"/> 2 years after entry into force < 121	<input checked="" type="checkbox"/> 5 years after entry into force < 96	P
EEI of Multi-cavity oven		5 years after entry into force: at least one cavity <96; others <121			N/A
Model identification		65M90M0-EwxyzTH			
Items	Measured value	Stage 1	Stage 2	Stage 3	Verdict
EEI _{cavity}	92,8	<input checked="" type="checkbox"/> 1 year after enter into force < 146	<input checked="" type="checkbox"/> 2 years after entry into force < 121	<input checked="" type="checkbox"/> 5 years after entry into force < 96	P
EEI of Multi-cavity oven		5 years after entry into force: at least one cavity <96; others <121			N/A
Model identification		65M80M1-E11B00, 65M90D0-E1xyz9A (New program (2023-08-24))			
Items	Measured value	Stage 1	Stage 2	Stage 3	Verdict
EEI _{cavity}	72,6	<input checked="" type="checkbox"/> 1 year after enter into force < 146	<input checked="" type="checkbox"/> 2 years after entry into force < 121	<input checked="" type="checkbox"/> 5 years after entry into force < 96	P
EEI of Multi-cavity oven		5 years after entry into force: at least one cavity <96; others <121			N/A
Model identification		65M80D2-E22A08C			
Items	Measured value	Stage 1	Stage 2	Stage 3	Verdict
EEI _{cavity}	75,6	<input checked="" type="checkbox"/> 1 year after enter into force < 146	<input checked="" type="checkbox"/> 2 years after entry into force < 121	<input checked="" type="checkbox"/> 5 years after entry into force < 96	P
EEI of Multi-cavity oven		5 years after entry into force: at least one cavity <96; others <121			N/A

Photo documents:

Details of: General View (65L40M0-E1xyz00)

View:

- general
- front
- rear
- right
- left
- top
- bottom



Details of: Internal view (65L40M0-E1xyz00)

View:

- general
- front
- rear
- right
- left
- top
- bottom



Details of: Control panel(65L40M0-E1xyz00)

View:

- general
- front
- rear
- right
- left
- top
- bottom



Details of: General View (65L40M0-E2xyz00)

View:

- general
- front
- rear
- right
- left
- top
- bottom



Details of: Internal view (65L40M0-E2xyz00)

View:

- general
- front
- rear
- right
- left
- top
- bottom



Details of: Control panel(65L40M0-E2xyz00)

View:

- general
- front
- rear
- right
- left
- top
- bottom



Details of: General View (65M40M1-E1xyz00)

View:

- general
- front
- rear
- right
- left
- top
- bottom



Details of: Internal view (65M40M1-E1xyz00)

View:

- general
- front
- rear
- right
- left
- top
- bottom



Details of: Control panel(65M40M1-E1xyz00)

View:

- general
- front
- rear
- right
- left
- top
- bottom



Details of: General View (65M40M1-E2xyz00)

View:

- general
- front
- rear
- right
- left
- top
- bottom



Details of: Internal view (65M40M1-E2xyz00)

View:

- general
- front
- rear
- right
- left
- top
- bottom



Details of: Control panel(65M40M1-E2xyz00)

View:

- general
- front
- rear
- right
- left
- top
- bottom



Details of: General View (65M90D0-E1xyz9A)

View:

- general
- front
- rear
- right
- left
- top
- bottom



Details of: Internal view (65M90D0-E1xyz9A)

View:

- general
- front
- rear
- right
- left
- top
- bottom



Details of: Control panel(65M90D0-E1xyz9A)

View:

- general
- front
- rear
- right
- left
- top
- bottom



Details of: General View (65M90D0-E2xyz9A)

View:

- general
- front
- rear
- right
- left
- top
- bottom



Details of: Internal view (65M90D0-E2xyz9A)

View:

- general
- front
- rear
- right
- left
- top
- bottom



Details of: Control panel(65M90D0-E2xyz9A)

View:

- general
- front
- rear
- right
- left
- top
- bottom



Details of: General View (65M90M0-E1xyz9H)

View:

- general
- front
- rear
- right
- left
- top
- bottom



Details of: Internal view (65M90M0-E1xyz9H)

View:

- general
- front
- rear
- right
- left
- top
- bottom



Details of: Control panel(65M90M0-E1xyz9H)

View:

- general
- front
- rear
- right
- left
- top
- bottom



Details of: General View (65M90M0-E2xyz9H)

View:

- general
- front
- rear
- right
- left
- top
- bottom



Details of: Internal view 65M90M0-E2xyz9H)

View:

- general
- front
- rear
- right
- left
- top
- bottom



Details of: Control panel(65M90M0-E2xyz9H)

View:

- general
- front
- rear
- right
- left
- top
- bottom



Details of: General View (N5M90M5-E1xyz9B)

View:

- general
- front
- rear
- right
- left
- top
- bottom



Details of: Internal view (N5M90M5-E1xyz9B)

View:

- general
- front
- rear
- right
- left
- top
- bottom



Details of: Control panel(N5M90M5-E1xyz9B)

View:

- general
- front
- rear
- right
- left
- top
- bottom



Details of: General View (N5M90M5-E2xyz9B)

View:

- general
- front
- rear
- right
- left
- top
- bottom



Details of: Internal view (N5M90M5-E2xyz9B)

View:

- general
- front
- rear
- right
- left
- top
- bottom



Details of: Control panel(N5M90M5-E2xyz9B)

View:

- general
- front
- rear
- right
- left
- top
- bottom



Details of: General View (65M90E0-E1100T0)

View:

- general
- front
- rear
- right
- left
- top
- bottom



Details of: General View (65M90E0-E1100T0)

View:

- general
- front
- rear
- right
- left
- top
- bottom



Details of: Internal view (65M90E0-E1100T0)



Details of: Control panel (65M90E0-E1100T0)



Details of: General View (65M90D0-E2100T0)

View:

- general
- front
- rear
- right
- left
- top
- bottom



Details of: General View (65M90D0-E2100T0)

View:

- general
- front
- rear
- right
- left
- top
- bottom



Details of: Internal view (65M90D0-E2100T0)

View:

- general
- front
- rear
- right
- left
- top
- bottom



Details of: Control panel (65M90D0-E2100T0)

View:


- general
- front
- rear
- right
- left
- top
- bottom



Details of: Display PCB: 65M90D0-E120000 for new display board (2023-04-19)

View:

- general
- front
- rear
- right
- left
- top
- bottom



Details of: General View (65M90M0-EwxyzTH)

View:

- general
- front
- rear
- right
- left
- top
- bottom



Details of: General View (65M90M0-EwxyzTH)

View:

- general
- front
- rear
- right
- left
- top
- bottom



Details of: Internal view (65M90M0-EwxyzTH)

View:

- general
- front
- rear
- right
- left
- top
- bottom



Details of: Control panel (65M90M0-EwxyzTH)

View:

- general
- front
- rear
- right
- left
- top
- bottom



Details of: General View (N5M90D2-Ewxyz9R)

View:

- general
- front
- rear
- right
- left
- top
- bottom



Details of: Control panel (N5M90D2-Ewxyz9R)

View:

- general
- front
- rear
- right
- left
- top
- bottom



Details of: General View (65M80M1-E11B00)

View:

- general
- front
- rear
- right
- left
- top
- bottom



Details of: Internal view (65M80M1-E11B00)

View:

- general
- front
- rear
- right
- left
- top
- bottom



Details of: General View (65C80C1-E11B00)

View:

- general
- front
- rear
- right
- left
- top
- bottom



Details of: General View (65M80D2-E22A08C)

View:

- general
- front
- rear
- right
- left
- top
- bottom



Details of: General View (65M80D2-E22A08C)

View:

- general
- front
- rear
- right
- left
- top
- bottom



Details of: Internal view (65M80D2-E22A08C)

View:


- general
- front
- rear
- right
- left
- top
- bottom



Details of: Control panel (65M80D2-E22A08C)

View:

- general
- front
- rear
- right
- left
- top
- bottom



Details of: General View (65M80M1-E13yz**)

View:

- general
- front
- rear
- right
- left
- top
- bottom



- - End of Report - -