

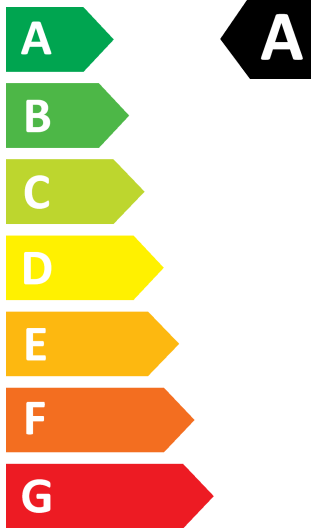
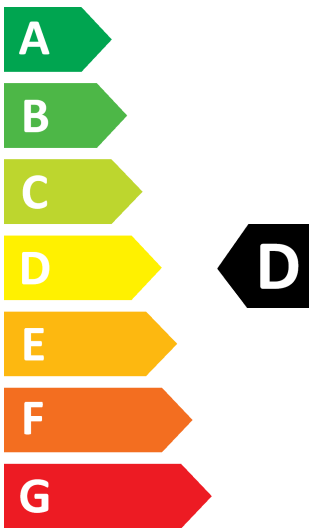


ENERG



HISENSE

WD5S1045BW



305 kWh /

52 kWh /

6.0 kg



10.5 kg

89 L



41 L

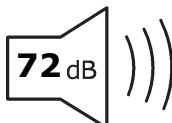
7:59



3:59



A **B** C D E F G



A **B** C D