

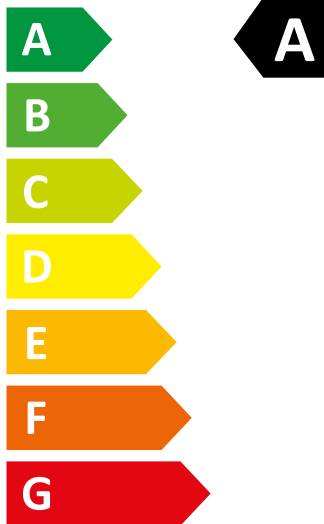
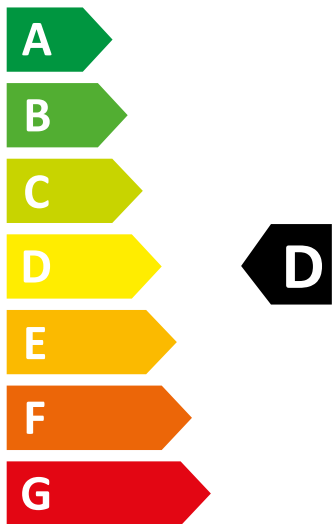


ENERG



BAUKNECHT

WATK Sense 117B 59 N



342 kWh/100

53 kWh/100

7,0 kg



11,0 kg

66 L



54 L

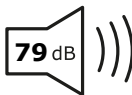
9:30



4:00



ABCDEF G



ABC D