




# ENERG

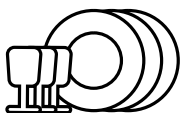


WHIRLPOOL


WUC 3033 PL X



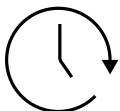
**85** kWh /  100



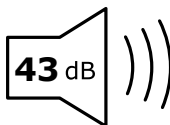
**14** x



**9,5** L



**3:10**



**43** dB

**A**BCD