

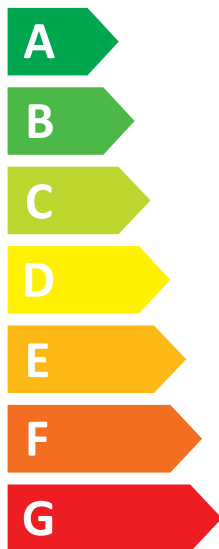


ENERG




SAMSUNG

WD11T754AWH



E



A

🚰 377 kWh/100🔄

💧 52 kWh/100🔄

6,0 kg



10,5 kg

90 L



53 L

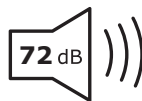
7:44



4:00



ABCDEFG



72 dB
ABCD

2019/2014