



# ENERG




Miele

WCI860 WCS

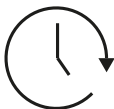
PWash&TDos&9kg



**49** kWh /  100



**9,0** kg



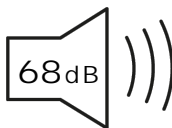
3:19



**48** L



**A**BCDEFG



**A**BCD