

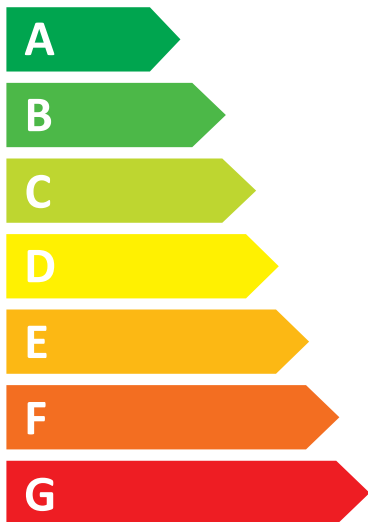


# ENERG

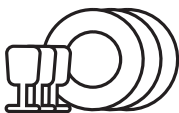


KOENIC

KDW 4511 A FS W



**43** kWh



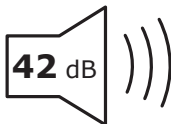
**10** x



**8,0** L



**4:25**



**42** dB

**A**BCD