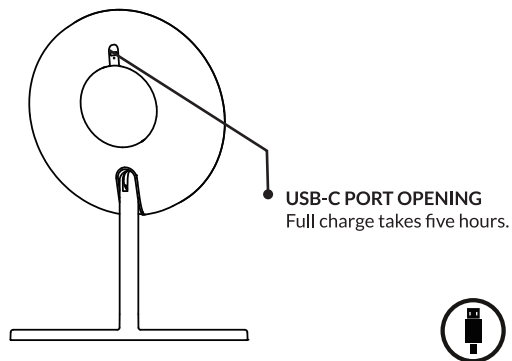


## Charging manual

### Instructions:

- Use the USB-C cable and plug it to the USB-C port located in the back of the large mirror. The mirror has a light indicator – red means the mirror is charging; green means the mirror is fully charged.
- It takes up to five hours for the mirror to charge fully. After charging, the mirror can last up to 12 hours on low lighting mode or 30 days of use, before it must be charged again.



PLEASE USE ONLY  
THE USB-C CABLE  
PROVIDED ALONG  
WITH THE PRODUCT

### Product specification

Product Name: GIOperfect Diamond Glow – Cosmetic mirror with LED lighting  
Item No: GIO-765  
Measurements: 34.5 H x 22.5 L x 0.87 W (cm)  
Measurement of Stand: 17H (cm)  
Voltage: 2.4-5.5 V  
Battery: 1200 mAh

### Battery caution

- Please use the only the USB-C cable provided with the product. Other USB cables may damage the mirror.
- Do not overbend the USB-C cable, as it may damage it for optimal charge.
- Use a suitable power plug for the USB-C cable provided with the product.

### Usage caution

- Place the mirror on a flat and stable surface.
- Place the mirror away from pets, children and busy areas.
- Stop using the mirror if you notice the product malfunctioning, as it may cause a fire.

**WARNING: DO NOT PLACE THE MIRROR IN AREAS WITH HIGH HUMIDITY AND HIGH MOISTURE.**

# innogIO

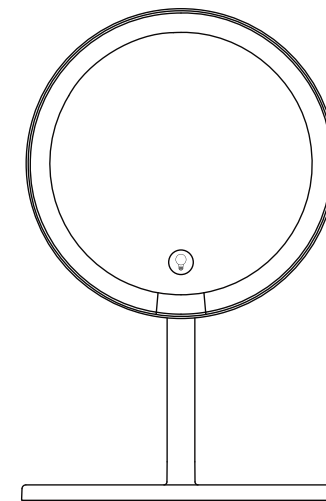
INNIOGIO sp. z o.o.  
Ostródzka street 74H, 03-289 Warsaw, Poland  
[www.innogio.com](http://www.innogio.com)

 @innogIO.official  @innogio\_com



GIO-765

# innogIO



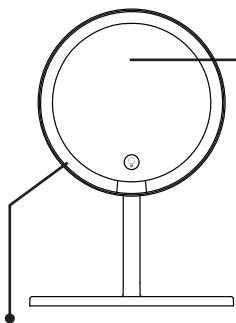
**GIOperfect** Diamond Glow  
Cosmetic mirror with LED lighting

USER MANUAL

## Product features


### 3X MAGNIFICATION

The 3x magnification large mirror is reliable for everyday use, but is particularly useful for close-ups and precision to make sure you don't ever miss a spot. A small, detachable mirror magnetically attaches itself to a larger mirror. It is portable and you can easily fit it in your handbag



### HIGH DEFINITION

For general use or precision work, this high definition mirror will make sure you never miss a spot.



### NATURAL LIGHTING

Halo LEO lights simulating natural sunlight surround the edges, casting an even and soft glow on your face for flawless skincare and application of beauty products.

### USB-C PORT

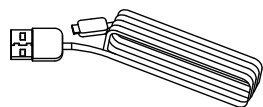
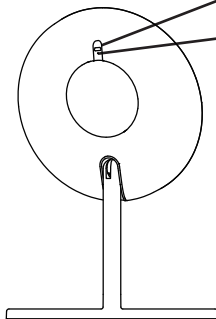
For easy charging using the USB-C cable.

### WARNING LIGHT

The flashing light informs you when the battery is low, so you can charge it up for future use.

### USB-C CABLE

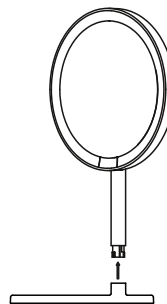
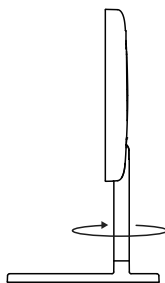
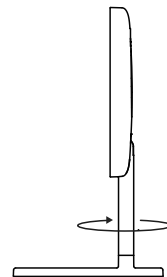
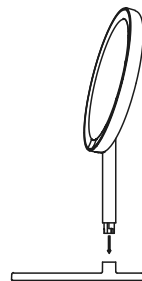
Rechargeable with a USB-C cable – simply plug it into a wall charger, a laptop or a power bank.



## Detachable mirror and stand

### Instructions:

- To insert, simply place the mirror on the stand and twist it to secure it down. Don't use too much force when placing it down, as it may cause damage the product.
- To remove the mirror, simply hold it, twist it and pull it out. Do not use excessive force when pulling, as it may cause damage to the product.



## One-touch switch and lighting adjustments

### Instructions:

- To switch on/off, simply push the button below the mirror once.
- After the mirror is switched on, to adjust the lighting, simply push the button once to select between low, medium or high intensity.

