

Kindly Notice

If the LED Makeup Mirror is not used for a long time, it should be charged once a month.

If it is not used for a long time and not charged, the battery can be damaged or the battery life can be affected.

Safety Notice

Do not stare at the bright LED light, as it may harm your eyes.

The packaging includes

- Desktop LED Makeup Mirror 1pc
- USB Charging Cable 1 pc
- User Manual

innogIO

INNOGIO sp. z o.o.

Ostródzka street 74H, 03-289 Warsaw, Poland

www.innogio.com



@innogIO.official

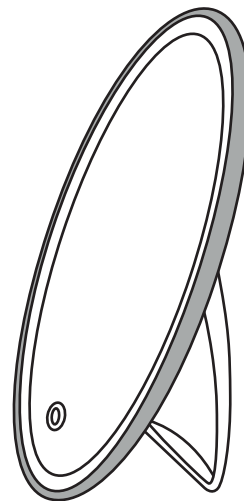


@innogio_com



GIO-760

innogIO



GIOperfect Glow

Cosmetic mirror
with LED lighting

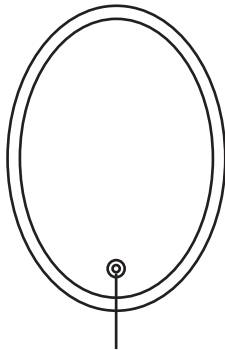
USER MANUAL

Read these instructions carefully before use.

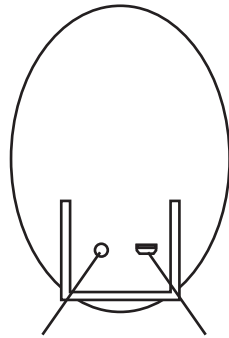
Basic Information

Product Name: GIOperfect Glow – Cosmetic mirror with LED lighting
Item No.: GIO-760
Product Size: 238 x 168 x 25 mm
Color: White
Material: V0 Grade Fireproof PP+Glass
Net Weight: 405 g

Product Display



Switch Botton



Charging
Indicating Lamp

USB Power
Supply Hole

Technical Specification

Rated Voltage: 5V=1A
Rated Supply Power: 5W
LED Mode: Touch Stepless Adjusting
LED Life: 30000 H
Battery Capacity: 1200 mAh

Working Voltage: 3.7 V
Lighting Index: RA80
Charging Time: 4 H
Standby Current: 15.5 uA
Battery Type: Lithium Battery

Charging Instructions

It is recommended to charge the mirror for at least 5 hours before the first use. Insert the USB charging cable provided with the product into the USB port placed in the back of the LED makeup mirror to charge the mirror.
Charging status: during charging, the red light is on. The red light turns off when the charging is completed.

Instructions

1. When the light is off, quickly press the button to turn it on and press the button again to turn it off.
2. Long press the button to initiate the electrodeless dimming mode, and adjust the appropriate brightness and light color according to your preferences.
3. Brightness and color temperature memory function will memorize the color temperature and brightness each time when you press the button with continuous power supply and will remain at the memory brightness when the button is pressed next time.
4. You can press quickly or long-press the button at will, and the functions between the two will work well respectively

Functional Features

1. The brightness can be adjusted freely according to your needs. Long press the button to adjust the brightness. The product is equipped with the brightness and color temperature memory function.
2. The HD mirror that is environmental-friendly and explosion-proof can restore your beauty clearly and truly. The angle can be adjusted freely for easy makeup application.
3. A premium large-capacity explosion-proof lithium battery ensures the product's ultra-long battery life.

Precautions

1. It is recommended to charge the product for at least 5 hours before the first use.
2. Press the mirror lightly with your hands, do not use force.
3. Use a soft cloth with soapy water (alcohol is strongly discouraged) wring it out before wiping and finally wipe it off with a dry cloth when cleaning the mirror surface.
4. Avoid contact with acid, alkaline substances and grease substances to prevent corroding of the mirror surface.
5. Keep the product away from moisture and exposure.
6. Avoid contact with sharp objects.
7. Keep out of reach of infants and young children.